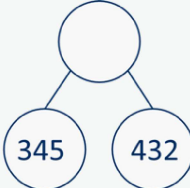
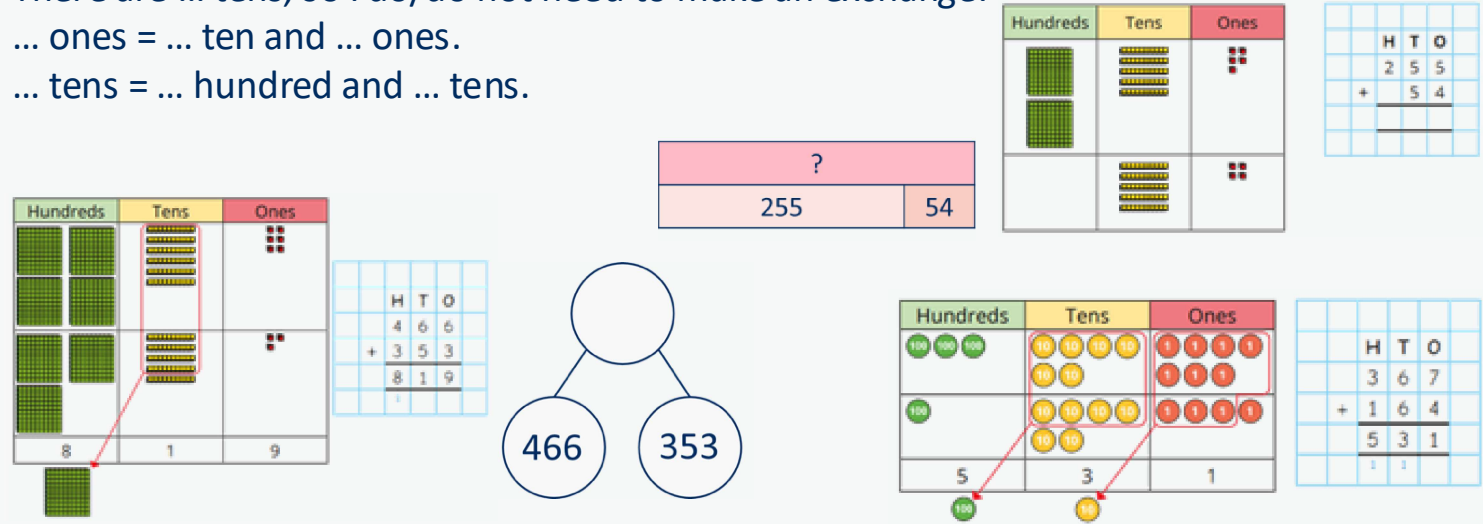
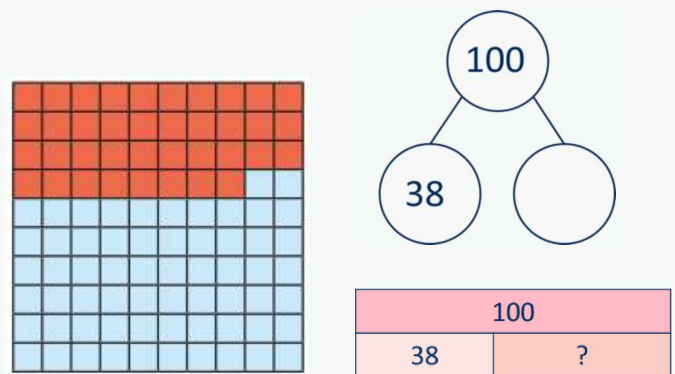
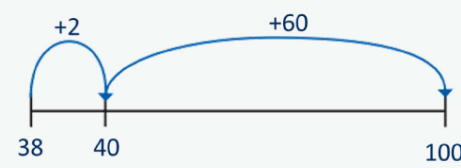



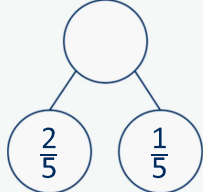



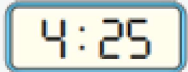
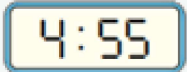
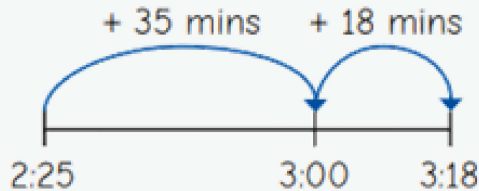


Addition





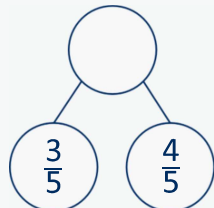
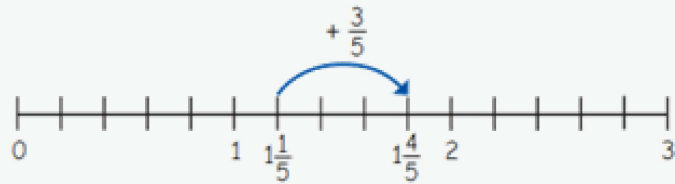



<p>Year 3</p>	<ul style="list-style-type: none"> • Add numbers mentally, including: a three-digit number and ones, a three-digit number and tens, a three-digit number and hundreds. • Add numbers with up to three digits, using formal written methods of columnar addition. • Add fractions with the same denominator within 1 whole. • Calculate the time taken by particular events or tasks. 																																								
<p>Progression of skills</p>	<p>Key representations</p>																																								
<p>Add 1s, 10s or 100s to a 3-digit number</p> <p>Emphasis on mental strategies including number bonds and related facts. Prompt children to notice which digit changes.</p>	<p>The ones/tens/hundreds column will increase by ...</p> <table border="1" data-bbox="629 687 1095 906"> <thead> <tr> <th>Hundreds</th> <th>Tens</th> <th>Ones</th> </tr> </thead> <tbody> <tr> <td></td> <td></td> <td></td> </tr> </tbody> </table> <p> $444 + 5 =$ $444 + 50 =$ $444 + 500 =$ </p> <table border="1" data-bbox="1137 687 1417 906"> <thead> <tr> <th>H</th> <th>T</th> <th>O</th> </tr> </thead> <tbody> <tr> <td></td> <td></td> <td></td> </tr> </tbody> </table> <p> $777 + 2 =$ $777 + 20 =$ $777 + 200 =$ </p>	Hundreds	Tens	Ones				H	T	O				<p>What patterns do you notice?</p> <p> $235 + 3 =$ $235 + 30 =$ $235 + 300 =$ </p> <p> $111 + \square = 118$ $604 + 20 =$ $111 + \square = 181$ $604 + 50 =$ $111 + \square = 811$ $604 + 90 =$ </p>																											
Hundreds	Tens	Ones																																							
H	T	O																																							
<p>Add two numbers (no exchange)</p> <p>Mental strategies and introduction of formal written method.</p>	<p>... ones + ... ones = ... ones ... tens + ... tens = ... tens ... hundreds + ... hundreds = ... hundreds</p> <table border="1" data-bbox="1653 1098 2069 1185"> <tr> <td colspan="2">?</td> </tr> <tr> <td>345</td> <td>432</td> </tr> </table> <table border="1" data-bbox="629 1238 1137 1449"> <tbody> <tr> <td></td> <td></td> <td></td> </tr> <tr> <td></td> <td></td> <td></td> </tr> </tbody> </table>  <table border="1" data-bbox="1361 1222 1816 1437"> <thead> <tr> <th>Hundreds</th> <th>Tens</th> <th>Ones</th> </tr> </thead> <tbody> <tr> <td></td> <td></td> <td></td> </tr> <tr> <td></td> <td></td> <td></td> </tr> </tbody> </table> <table border="1" data-bbox="1839 1222 2069 1453"> <thead> <tr> <th></th> <th>H</th> <th>T</th> <th>O</th> </tr> </thead> <tbody> <tr> <td></td> <td>3</td> <td>4</td> <td>5</td> </tr> <tr> <td>+</td> <td>4</td> <td>3</td> <td>2</td> </tr> <tr> <td></td> <td></td> <td></td> <td></td> </tr> <tr> <td></td> <td></td> <td></td> <td></td> </tr> </tbody> </table>		?		345	432							Hundreds	Tens	Ones								H	T	O		3	4	5	+	4	3	2								
?																																									
345	432																																								
Hundreds	Tens	Ones																																							
	H	T	O																																						
	3	4	5																																						
+	4	3	2																																						

Progression of skills	Key representations	
<p>Add two numbers across a 10 or 100</p> <p>Formal written method involving up to 2 exchanges including 3-digit plus 2-digit numbers.</p>	<p>There are ... ones, so I do/do not need to make an exchange. There are ... tens, so I do/do not need to make an exchange. ... ones = ... ten and ... ones. ... tens = ... hundred and ... tens.</p> 	
<p>Complements to 100</p> <p>Pairs of numbers which total 100</p>	<p>... plus ... is equal to 100</p> 	<p>I add ... to get to the next 10, then ... to get to 100</p>  <p> $38 + 62 = 100$ $62 + 38 = 100$ $100 = 38 + 62$ $100 = 62 + 38$ </p>

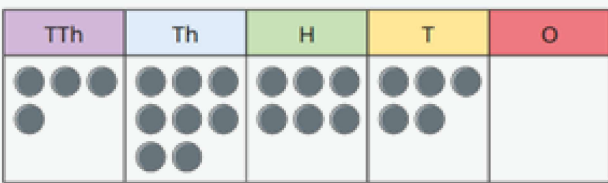
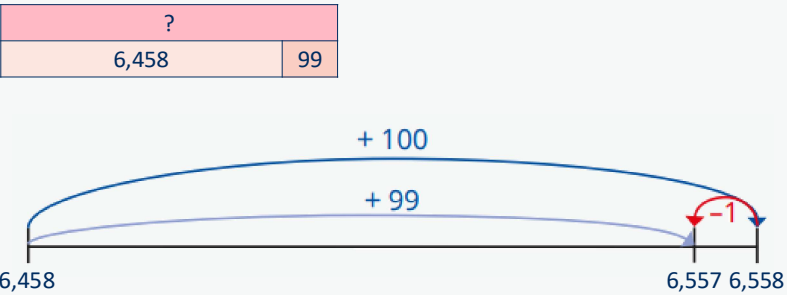
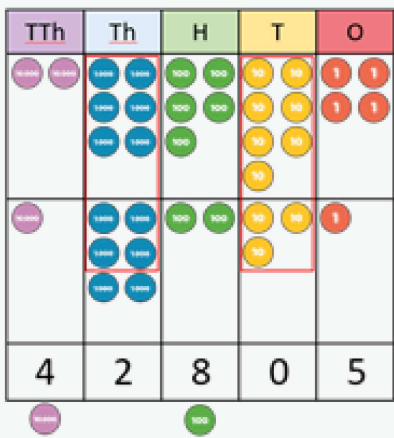

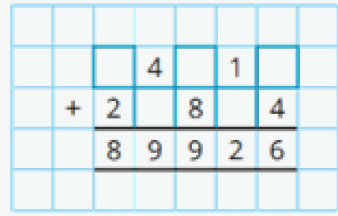
Progression of skills	Key representations
<p>Add fractions with the same denominator within 1 whole</p> <p>Make links with known facts.</p>	<p>When adding fractions with the same denominator, I only add the numerator. ... fifths + ... fifths = ... fifths</p> <div style="display: flex; align-items: center;"> <div style="margin-right: 20px;">  $\frac{1}{5} + \frac{1}{5}$ </div> <div style="margin-right: 20px;">  $\frac{1}{5} + \frac{2}{5}$ </div> <div>  $\frac{1}{5} + \frac{3}{5}$ </div> </div> <div style="text-align: right; margin-top: 20px;">  </div> <div style="text-align: center; margin-top: 20px;">  </div>
<p>Calculate the duration of events</p> <p>Find durations of time between a given start and end point. Children will need to calculate complements to 60</p>	<p>From ... to ... o'clock is ... minutes. From ... o'clock to ... is ... minutes. The total time taken is ... minutes.</p> <div style="display: flex; align-items: center; justify-content: space-around;"> <div style="text-align: center;">  <p>start</p> </div> <div style="text-align: center;">  <p>finish</p> </div> <div style="text-align: center;">  <p>start</p> </div> <div style="text-align: center;">  <p>finish</p> </div> </div> <div style="text-align: right; margin-top: 20px;">  </div>

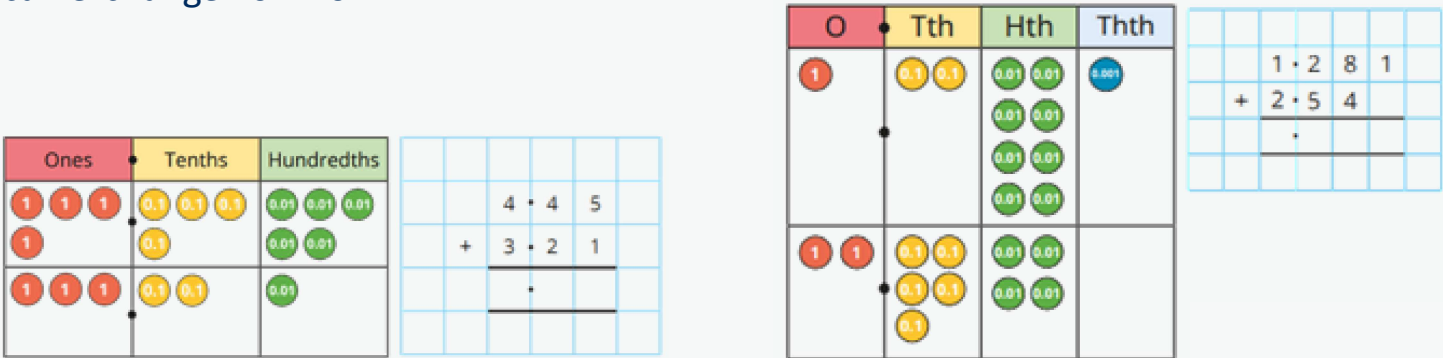
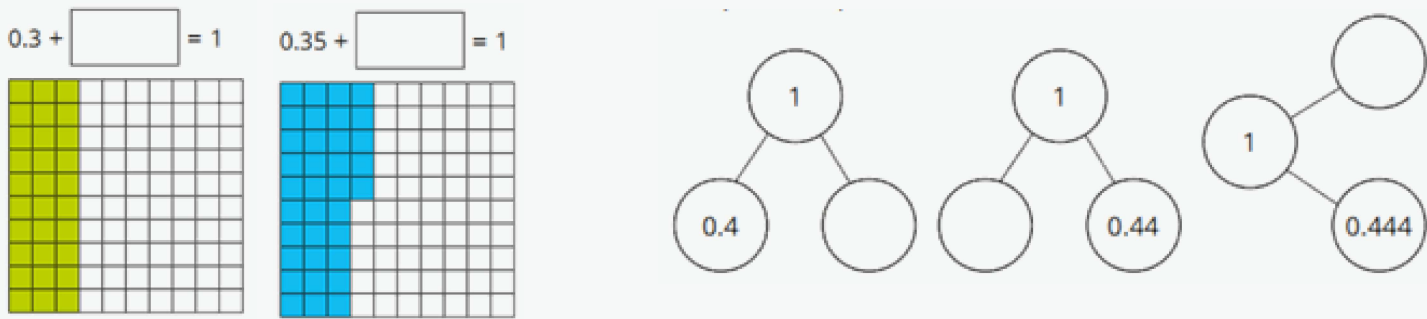
Addition

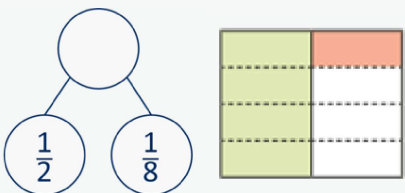
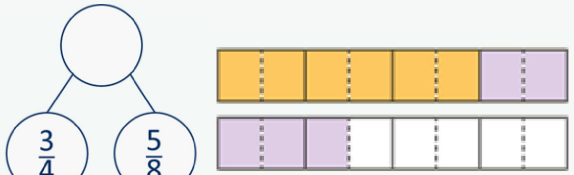

<p>Year 4</p>	<ul style="list-style-type: none"> • Add numbers with up to 4 digits using a formal written method. • Solve simple measure and money problems involving fractions and decimals to 2 decimal places. • Add fractions with the same denominator. 																																											
<p>Progression of skills</p>	<p>Key representations</p>																																											
<p>Add 1s, 10s and 100s to a 4-digit number</p> <p>Emphasis on mental strategies including number bonds and related facts. Prompt children to notice which digit changes.</p>	<p>The ones/tens/hundreds/thousands column will increase by ...</p> <table border="1" data-bbox="622 678 1122 885"> <thead> <tr> <th>Thousands</th> <th>Hundreds</th> <th>Tens</th> <th>Ones</th> </tr> </thead> <tbody> <tr> <td>1,000 1,000 1,000</td> <td>100 100 100 100</td> <td>10 10</td> <td>1 1 1 1 1</td> </tr> </tbody> </table> <p> $3,425 + 3 =$ $3,425 + 300 =$ $3,425 + 30 =$ $3,425 + 3,000 =$ </p>	Thousands	Hundreds	Tens	Ones	1,000 1,000 1,000	100 100 100 100	10 10	1 1 1 1 1	<p>What patterns do you notice?</p> <p> $2,350 + 3 =$ $2,350 + 30 =$ $2,350 + 300 =$ $2,350 + 3,000 =$ </p> <p> $6,040 + 200 =$ $2,211 + \square = 2,251$ $6,040 + 500 =$ $2,211 + \square = 2,215$ $6,040 + 900 =$ $2,211 + \square = 2,511$ </p>																																		
Thousands	Hundreds	Tens	Ones																																									
1,000 1,000 1,000	100 100 100 100	10 10	1 1 1 1 1																																									
<p>Add up to two 4-digit numbers</p> <p>Formal written method with up to 3 exchanges. Encourage children to estimate and use inverse operations to check answers to calculations.</p>	<p>There are ... ones/tens/hundreds so I do/do not need to make an exchange.</p> <p>I can exchange 10 ... for 1 ...</p> <table border="1" data-bbox="1317 1066 1653 1465"> <thead> <tr> <th>Th</th> <th>H</th> <th>T</th> <th>O</th> </tr> </thead> <tbody> <tr> <td>1,000 1,000 1,000 1,000</td> <td>100 100 100 100 100 100</td> <td>10 10 10 10 10 10 10</td> <td>1 1 1</td> </tr> <tr> <td>1,000</td> <td>100 100 100 100 100</td> <td>10</td> <td>1 1 1 1 1 1 1 1 1</td> </tr> </tbody> </table> <table border="1" data-bbox="1742 1141 2020 1375"> <tbody> <tr> <td></td> <td></td> <td></td> <td></td> <td></td> </tr> <tr> <td></td> <td>Th</td> <td>H</td> <td>T</td> <td>O</td> </tr> <tr> <td></td> <td>4</td> <td>6</td> <td>7</td> <td>3</td> </tr> <tr> <td>+</td> <td>1</td> <td>5</td> <td>1</td> <td>8</td> </tr> <tr> <td></td> <td>6</td> <td>1</td> <td>9</td> <td>1</td> </tr> <tr> <td></td> <td>1</td> <td></td> <td>1</td> <td></td> </tr> </tbody> </table>		Th	H	T	O	1,000 1,000 1,000 1,000	100 100 100 100 100 100	10 10 10 10 10 10 10	1 1 1	1,000	100 100 100 100 100	10	1 1 1 1 1 1 1 1 1							Th	H	T	O		4	6	7	3	+	1	5	1	8		6	1	9	1		1		1	
Th	H	T	O																																									
1,000 1,000 1,000 1,000	100 100 100 100 100 100	10 10 10 10 10 10 10	1 1 1																																									
1,000	100 100 100 100 100	10	1 1 1 1 1 1 1 1 1																																									
	Th	H	T	O																																								
	4	6	7	3																																								
+	1	5	1	8																																								
	6	1	9	1																																								
	1		1																																									

Progression of skills	Key representations	
<p>Add decimal numbers in the context of money</p> <p>Emphasis on partitioning and use of number lines rather than formal written calculations.</p>	<p>... pence + ... pence = ... pence ... pounds + ... pounds = ... pounds</p> <div style="display: flex; justify-content: space-around; align-items: center;">   </div> <p>45p + 25p = 70p £2 + £3 = £5 £5 + 70p = £5.70</p>	<p>£3.25 can be partitioned into £3 + 20p + 5p</p> 
<p>Add fractions and mixed numbers with the same denominator beyond 1 whole</p>	<p>When adding fractions with the same denominator, I only add the numerator. ... fifths + ... fifths = ... fifths</p> <div style="display: flex; justify-content: space-around; align-items: center;"> <div style="text-align: center;"> $\frac{3}{5} + \frac{4}{5} = \frac{7}{5} = 1\frac{2}{5}$  </div> <div style="text-align: center;">  </div> <div style="text-align: center;">  </div> </div> <div style="display: flex; justify-content: space-around; align-items: center; margin-top: 10px;">    </div>	

Addition

<p>Year 5</p>	<ul style="list-style-type: none"> • Add whole numbers with more than 4 digits, including using formal written methods. • Add numbers mentally with increasingly large numbers. • Add decimals, including a mix of whole numbers and decimals, decimals with different numbers of decimal places, and complements of 1 • Add fractions with the same denominator, and denominators that are multiples of the same number. 	
<p>Progression of skills</p>	<p>Key representations</p>	
<p>Add using mental strategies</p> <p>Add 1s, 10s, 100s, etc. to any number. Use number bonds and related facts.</p>	 <p>48,650 + 300 = 48,650 + 30,000 = 48,650 + 30 =</p>	<p>To add ..., I can add ... then subtract ...</p> 
<p>Add whole numbers with more than 4 digits</p> <p>Encourage children to estimate and use inverse operations to check answers to calculations.</p>	<p>I can exchange 10 ... for 1 ...</p>   	

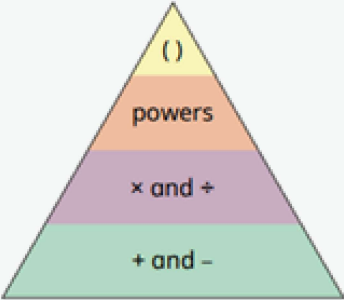



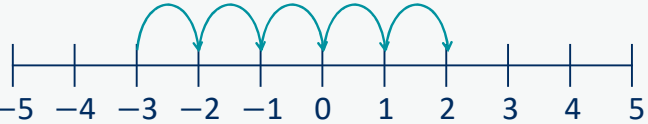
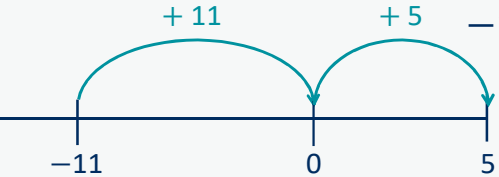

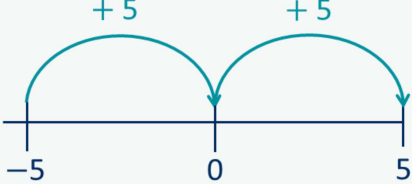
Progression of skills	Key representations
<p>Add decimals with up to 2 decimal places</p> <p>Progress from the same number of decimal places to a different number of decimal places, and from no exchange to exchange.</p>	<p>I do/do not need to make an exchange because ... I can exchange 10 ... for 1 ...</p> 
<p>Complements to 1</p> <p>Pairs of numbers with up to 3 decimal places which total 1</p> <p>Encourage children to make links with bonds to 10 and complements to 100 and 1,000</p>	 <div style="display: flex; justify-content: space-around;"> <div style="text-align: center;"> $0.3 + \square = 1$ $0.35 + \square = 1$ </div> <div style="text-align: center;"> 1 $\swarrow \quad \searrow$ $0.4 \quad \square$ </div> <div style="text-align: center;"> 1 $\swarrow \quad \searrow$ $\square \quad 0.44$ </div> <div style="text-align: center;"> 1 $\swarrow \quad \searrow$ $\square \quad 0.444$ </div> </div> <div style="display: flex; justify-content: space-around; margin-top: 20px;"> <div style="text-align: center;"> $4 + 6 = 10$ $44 + 56 = 100$ $444 + 556 = 1,000$ </div> <div style="text-align: center;"> $0.4 + 0.6 = 1$ $0.44 + 0.56 = 1$ $0.444 + 0.556 = 1$ </div> </div>

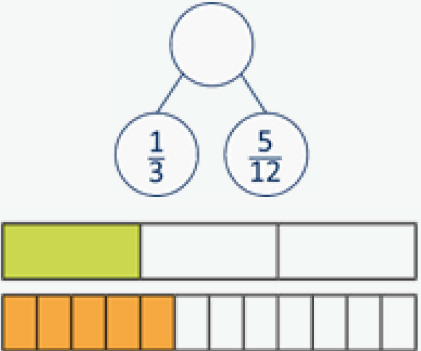
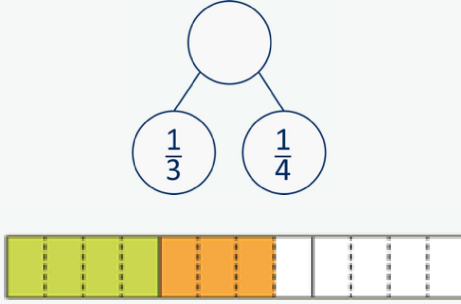
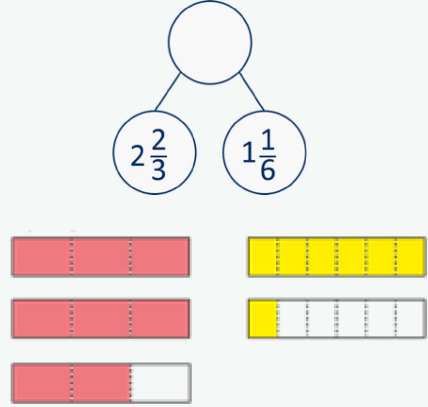
Progression of skills	Key representations
<p>Add fractions with denominators that are a multiple of one another</p> <p>Encourage children to convert fractions to the same denominator before adding.</p> <p>Progress from adding fractions within 1 whole to adding fractions beyond 1 whole.</p>	<p>The denominator has been multiplied by ..., so the numerator needs to be multiplied by... for the fractions to be equivalent.</p> <div style="display: flex; justify-content: space-around; align-items: center;"> <div style="text-align: center;">  $\frac{1}{2} + \frac{1}{8} = \frac{4}{8} + \frac{1}{8} = \frac{5}{8}$ </div> <div style="text-align: center;">  $\frac{3}{4} + \frac{5}{8} = \frac{6}{8} + \frac{5}{8} = \frac{11}{8} = 1\frac{3}{8}$ </div> </div> <div style="display: flex; justify-content: space-around; align-items: center; margin-top: 20px;"> <div style="text-align: center;">  $\frac{1}{4} + \frac{3}{8} = \frac{2}{8} + \frac{3}{8} = \frac{5}{8}$ </div> </div>

Addition

<p>Year 6</p>	<ul style="list-style-type: none"> • Add larger numbers, using the formal written method of columnar addition. • Use their knowledge of the order of operations to carry out calculations involving the 4 operations. • Calculate intervals across zero. • Add fractions with different denominators and mixed numbers, using the concept of equivalent fractions. 																																																																																																																		
<p>Progression of skills</p>	<p>Key representations</p>																																																																																																																		
<p>Add integers up to 10 million</p> <p>Encourage children to estimate and use inverse operations to check answers to calculations.</p>	<table border="1" style="display: inline-table; margin-right: 20px;"> <tr><td></td><td></td><td></td><td></td><td></td><td></td><td></td><td></td><td></td></tr> <tr><td></td><td></td><td>3</td><td>4</td><td>6</td><td>2</td><td>2</td><td>1</td><td></td></tr> <tr><td></td><td>+</td><td>1</td><td>8</td><td>4</td><td>3</td><td>2</td><td>1</td><td></td></tr> <tr><td></td><td></td><td>5</td><td>3</td><td>0</td><td>5</td><td>4</td><td>2</td><td></td></tr> <tr><td></td><td></td><td>1</td><td>1</td><td></td><td></td><td></td><td></td><td></td></tr> </table> <table border="1" style="display: inline-table; margin-right: 20px;"> <tr><td colspan="3" style="background-color: #f8d7da;">?</td></tr> <tr><td>2,354</td><td>750</td><td>1,500</td></tr> </table> <table border="1" style="display: inline-table;"> <tr><td></td><td></td><td></td><td></td><td></td><td></td><td></td><td></td><td></td></tr> <tr><td></td><td></td><td>8</td><td>1</td><td></td><td></td><td>8</td><td>5</td><td></td></tr> <tr><td></td><td>+</td><td></td><td></td><td>0</td><td>6</td><td></td><td></td><td></td></tr> <tr><td></td><td></td><td>9</td><td>9</td><td>5</td><td></td><td></td><td>8</td><td></td></tr> </table>												3	4	6	2	2	1			+	1	8	4	3	2	1				5	3	0	5	4	2				1	1						?			2,354	750	1,500												8	1			8	5			+			0	6						9	9	5			8																												
		3	4	6	2	2	1																																																																																																												
	+	1	8	4	3	2	1																																																																																																												
		5	3	0	5	4	2																																																																																																												
		1	1																																																																																																																
?																																																																																																																			
2,354	750	1,500																																																																																																																	
		8	1			8	5																																																																																																												
	+			0	6																																																																																																														
		9	9	5			8																																																																																																												
<p>Add decimals with up to 3 decimal places</p> <p>Progress to numbers with digits in different place value columns.</p> <p>Encourage children to check that they have lined up the columns correctly.</p>	<p>I do/do not need to make an exchange because ...</p> <table border="1" style="display: inline-table; margin-right: 20px;"> <tr><th>O</th><th>Tth</th><th>Hth</th><th>Thth</th></tr> <tr><td>1</td><td>1</td><td></td><td></td></tr> <tr><td>1</td><td>1</td><td></td><td></td></tr> <tr><td>1</td><td>1</td><td></td><td></td></tr> <tr><td>1</td><td>1</td><td></td><td></td></tr> <tr><td>1</td><td>1</td><td></td><td></td></tr> <tr><td>1</td><td>1</td><td></td><td></td></tr> <tr><td>1</td><td>1</td><td></td><td></td></tr> <tr><td>1</td><td>1</td><td></td><td></td></tr> <tr><td>1</td><td>1</td><td></td><td></td></tr> <tr><td>5</td><td>2</td><td>6</td><td>2</td></tr> </table> <table border="1" style="display: inline-table; margin-right: 20px;"> <tr><td></td><td></td><td></td><td></td><td></td><td></td></tr> <tr><td></td><td></td><td>3</td><td>1</td><td>0</td><td>8</td></tr> <tr><td></td><td>+</td><td>2</td><td>1</td><td>5</td><td>4</td></tr> <tr><td></td><td></td><td>5</td><td>2</td><td>6</td><td>2</td></tr> <tr><td></td><td></td><td></td><td></td><td>1</td><td></td></tr> </table> <table border="1" style="display: inline-table;"> <tr><td></td><td></td><td></td><td></td><td></td><td></td><td></td><td></td></tr> <tr><td></td><td></td><td>1</td><td>5</td><td>0</td><td>2</td><td>7</td><td></td></tr> <tr><td></td><td>+</td><td></td><td>9</td><td>5</td><td>8</td><td></td><td></td></tr> <tr><td></td><td></td><td>2</td><td>4</td><td>6</td><td>0</td><td>7</td><td></td></tr> <tr><td></td><td></td><td>1</td><td>1</td><td></td><td></td><td></td><td></td></tr> </table>	O	Tth	Hth	Thth	1	1			1	1			1	1			1	1			1	1			1	1			1	1			1	1			1	1			5	2	6	2									3	1	0	8		+	2	1	5	4			5	2	6	2					1												1	5	0	2	7			+		9	5	8					2	4	6	0	7				1	1				
O	Tth	Hth	Thth																																																																																																																
1	1																																																																																																																		
1	1																																																																																																																		
1	1																																																																																																																		
1	1																																																																																																																		
1	1																																																																																																																		
1	1																																																																																																																		
1	1																																																																																																																		
1	1																																																																																																																		
1	1																																																																																																																		
5	2	6	2																																																																																																																
		3	1	0	8																																																																																																														
	+	2	1	5	4																																																																																																														
		5	2	6	2																																																																																																														
				1																																																																																																															
		1	5	0	2	7																																																																																																													
	+		9	5	8																																																																																																														
		2	4	6	0	7																																																																																																													
		1	1																																																																																																																

Addition

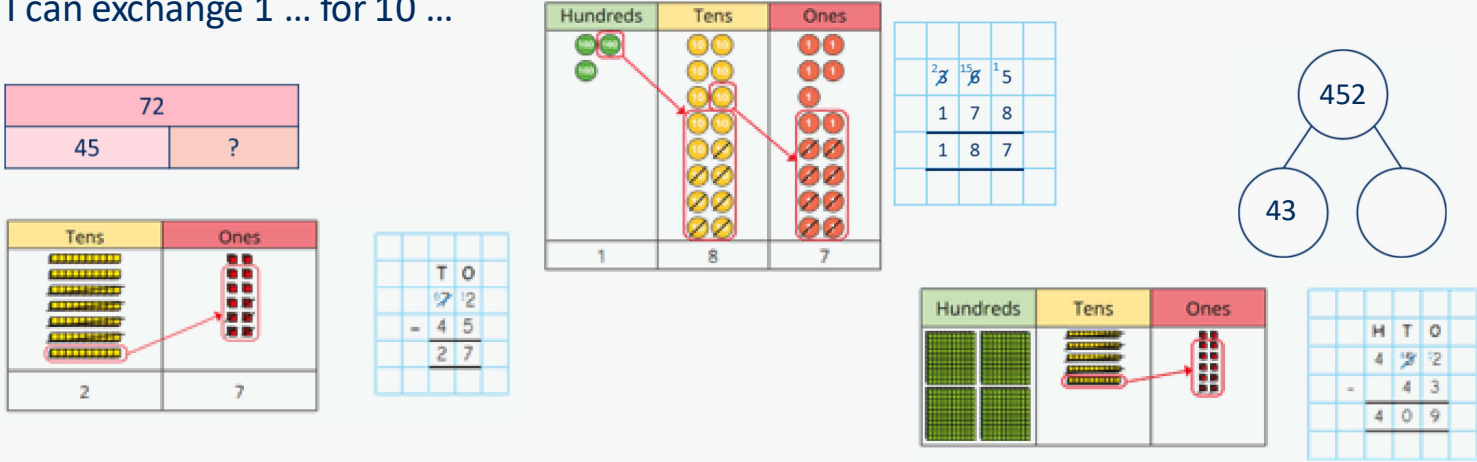
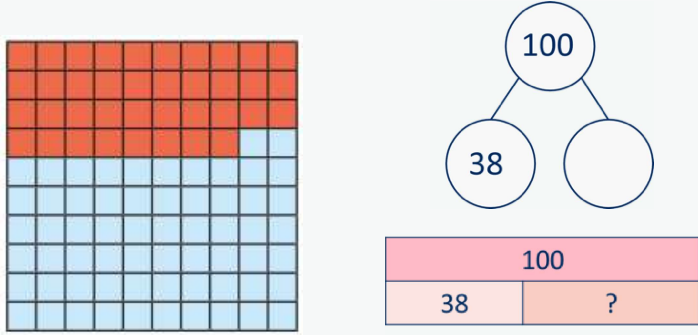
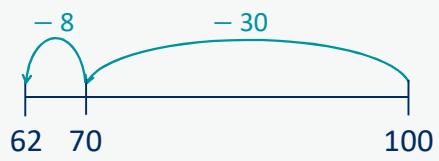
Progression of skills	Key representations	
<p>Order of operations</p> <p>Calculations in brackets should be done first. Multiplication and division should be performed before addition and subtraction. *When no brackets are shown and the operations have the same priority, work left to right.</p>	<p>... has greater priority than ..., so the first part of the calculation I need to do is ...</p> <div style="display: flex; justify-content: space-around; align-items: flex-start;"> <div style="text-align: center;">  </div> <div style="text-align: center;">  <p>$(3 + 4) \times 2 = 14$</p> </div> <div style="text-align: center;">  <p>$3 + 4 \times 2 = 11$</p> </div> <div style="text-align: center;">  <p>$3 \times 4 + 2 = 14$</p> </div> </div>	
<p>Negative numbers</p> <p>Children add to negative numbers and carry out calculations which cross 0</p>	<p>... plus ... is equal to ...</p> <div style="display: flex; justify-content: space-around; align-items: flex-start;"> <div style="text-align: center;">  <p>$-3 + 5 = 2$</p> </div> <div style="text-align: center;">  <p>$-11 + 16 = 5$</p> </div> </div>	<div style="text-align: center;">  <p>The difference between -5 and -1 is 4</p> </div> <div style="text-align: center; margin-top: 20px;">  <p>The difference between -5 and 5 is 10</p> </div>

Progression of skills	Key representations		
<p>Add fractions</p> <p>Convert fractions to the same denominator before adding. Progress from fractions where one denominator is a multiple of the other, to any fractions and then to mixed numbers.</p>	<p>The denominator has been multiplied by ..., so the numerator needs to be multiplied by ...</p> 	<p>The lowest common multiple of ... and ... is ...</p>  $\frac{1}{3} + \frac{1}{4} = \frac{4}{12} + \frac{3}{12} = \frac{7}{12}$	<p>...is made up of ... wholes and ...</p> 




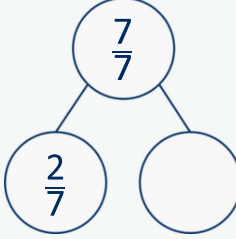

Subtraction

<p>Year 3</p>	<ul style="list-style-type: none"> Subtract numbers mentally, including: a three-digit number and ones, a three-digit number and tens, a three-digit number and hundreds. Subtract numbers with up to three digits, using formal written methods. Subtract fractions with the same denominator within 1 whole. 																														
<p>Progression of skills</p>	<p>Key representations</p>																														
<p>Subtract 1s, 10s and 100s from a 3-digit number</p> <p>Emphasis on mental strategies including number bonds and related facts. Prompt children to notice which digit changes.</p>	<p>The ones/tens/hundreds column will decrease by ...</p> <table border="1" data-bbox="622 592 1095 810"> <thead> <tr> <th>Hundreds</th> <th>Tens</th> <th>Ones</th> </tr> </thead> <tbody> <tr> <td></td> <td></td> <td></td> </tr> </tbody> </table> <table border="1" data-bbox="1137 592 1417 810"> <thead> <tr> <th>H</th> <th>T</th> <th>O</th> </tr> </thead> <tbody> <tr> <td></td> <td></td> <td></td> </tr> </tbody> </table> <p> $444 - 2 =$ $777 - 4 =$ $444 - 20 =$ $777 - 40 =$ $444 - 200 =$ $777 - 400 =$ </p>	Hundreds	Tens	Ones				H	T	O				<p>What patterns do you notice?</p> <p> $235 - 3 =$ $235 - 30 =$ $235 - 300 =$ </p> <p> $118 - \square = 111$ $181 - \square = 111$ $811 - \square = 111$ </p>																	
Hundreds	Tens	Ones																													
H	T	O																													
<p>Subtract two numbers (no exchange)</p> <p>Mental strategies and introduction of formal written method.</p>	<p>... ones – ... ones = ... ones ... tens – ... tens = ... tens ... hundreds – ... hundreds = ... hundreds</p> <table border="1" data-bbox="622 1161 1108 1353"> <tbody> <tr> <td></td> <td></td> <td></td> </tr> </tbody> </table> <p></p> <table border="1" data-bbox="1458 1141 1827 1273"> <thead> <tr> <th>Hundreds</th> <th>Tens</th> <th>Ones</th> </tr> </thead> <tbody> <tr> <td></td> <td></td> <td></td> </tr> </tbody> </table> <table border="1" data-bbox="1760 1013 2078 1104"> <tr> <td colspan="2">769</td> </tr> <tr> <td>147</td> <td>?</td> </tr> </table> <table border="1" data-bbox="1888 1141 2078 1337"> <thead> <tr> <th></th> <th>H</th> <th>T</th> <th>O</th> </tr> </thead> <tbody> <tr> <td></td> <td>7</td> <td>6</td> <td>9</td> </tr> <tr> <td>-</td> <td>1</td> <td>4</td> <td>7</td> </tr> <tr> <td></td> <td></td> <td></td> <td></td> </tr> </tbody> </table>					Hundreds	Tens	Ones				769		147	?		H	T	O		7	6	9	-	1	4	7				
Hundreds	Tens	Ones																													
769																															
147	?																														
	H	T	O																												
	7	6	9																												
-	1	4	7																												

Subtraction

Progression of skills	Key representations	
<p>Subtract two numbers across a 10 or 100</p> <p>Formal written method involving up to 2 exchanges including 3-digit subtract 2-digit numbers.</p>	<p>I need to subtract ... ones. I do/do not need to make an exchange. I need to subtract ... tens. I do/do not need to make an exchange. I can exchange 1 ... for 10 ...</p> 	
<p>Complements to 100</p> <p>Focus on subtraction facts.</p> <p>Encourage children to notice patterns.</p>	<p>100 minus ... is equal to ...</p> 	<p>I subtract ... tens, then I subtract ... ones.</p> $100 - 38 = 62$ $100 - 62 = 38$ $62 = 100 - 38$ $38 = 100 - 62$ 

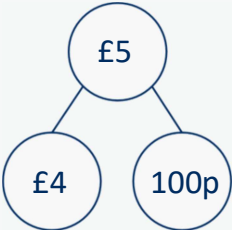
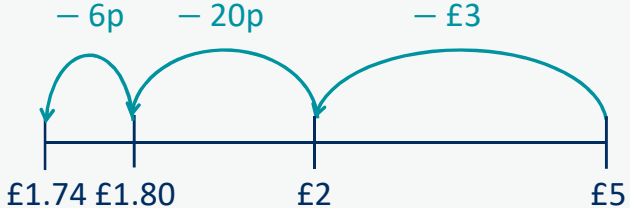
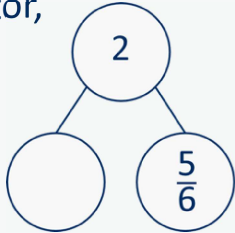
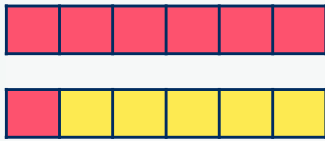
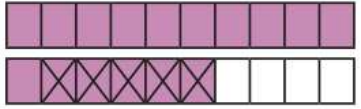
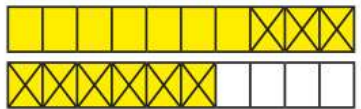
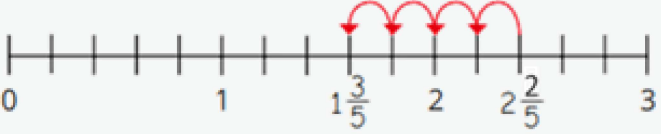

Subtraction

Progression of skills	Key representations
<p>Subtract fractions with the same denominator within 1 whole</p> <p>Make links with known facts.</p>	<p>When subtracting fractions with the same denominator, I only subtract the numerator. ... fifths – ... fifths = ... fifths</p> <div style="display: flex; align-items: center; margin-bottom: 10px;">  <div style="margin-left: 10px;">$\frac{5}{5} - \frac{1}{5}$</div> </div> <div style="display: flex; align-items: center; margin-bottom: 10px;">  <div style="margin-left: 10px;">$\frac{4}{5} - \frac{1}{5}$</div> </div> <div style="display: flex; align-items: center;">  <div style="margin-left: 10px;">$\frac{3}{5} - \frac{1}{5}$</div> </div> <div style="text-align: right; margin-top: 20px;">  </div> <div style="text-align: center; margin-top: 20px;">  </div>

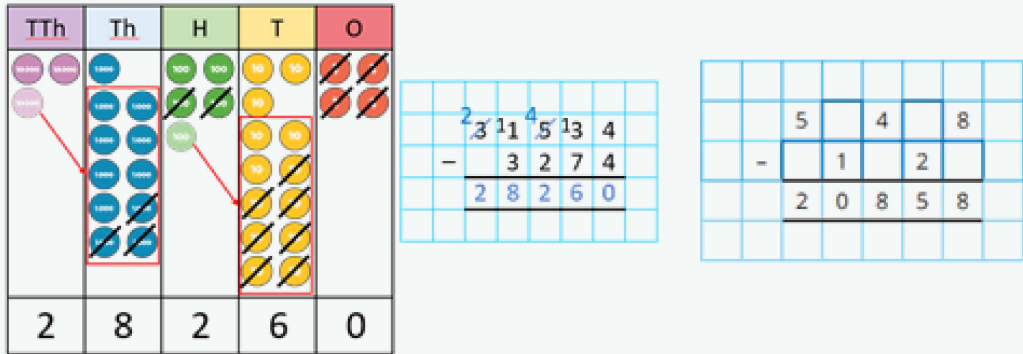
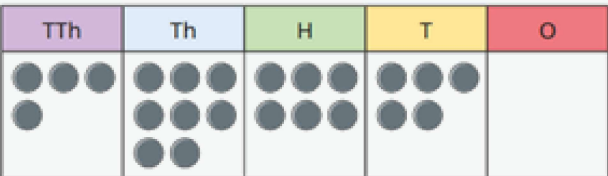
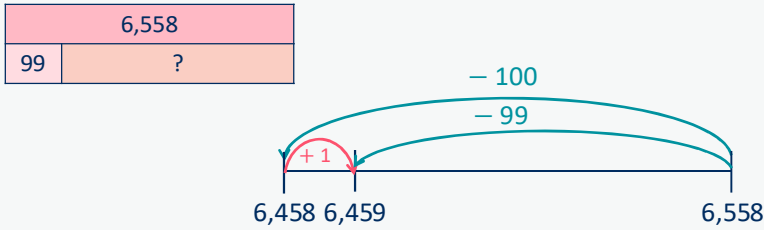
Subtraction

<p>Year 4</p>	<ul style="list-style-type: none"> Subtract numbers with up to 4 digits using a formal written method. Solve simple measure and money problems involving fractions and decimals to 2 decimal places. Subtract fractions with the same denominator. 																													
<p>Progression of skills</p>	<p>Key representations</p>																													
<p>Subtract 1s, 10s, 100s and 1,000s from a 4-digit number</p> <p>Emphasis on mental strategies including number bonds and related facts. Prompt children to notice which digit changes.</p>	<p>The ones/tens/hundreds/thousands column will decrease by ...</p> <table border="1" data-bbox="622 630 1122 836"> <thead> <tr> <th>Thousands</th> <th>Hundreds</th> <th>Tens</th> <th>Ones</th> </tr> </thead> <tbody> <tr> <td>1,000 1,000 1,000</td> <td>100 100 100 100</td> <td>10 10</td> <td>1 1 1 1 1</td> </tr> </tbody> </table> <p> $3,425 - 2 =$ $3,425 - 200 =$ $3,425 - 20 =$ $3,425 - 2,000 =$ </p>	Thousands	Hundreds	Tens	Ones	1,000 1,000 1,000	100 100 100 100	10 10	1 1 1 1 1	<p>What patterns do you notice?</p> <p> $4,356 - 3 =$ $4,356 - 30 =$ $4,356 - 300 =$ $4,356 - 3,000 =$ </p> <p> $4,433 - \square = 4,430$ $4,433 - \square = 4,033$ $4,433 - \square = 4,403$ </p>																				
Thousands	Hundreds	Tens	Ones																											
1,000 1,000 1,000	100 100 100 100	10 10	1 1 1 1 1																											
<p>Subtract up to two 4-digit numbers</p> <p>Formal written method with up to 3 exchanges. Encourage children to estimate and use inverse operations to check answers to calculations.</p>	<p>I need to subtract... ones/tens/hundreds. I do/do not need to make an exchange.</p> <p>I can exchange 1... for 10...</p> <table border="1" data-bbox="1160 1102 1693 1453"> <thead> <tr> <th>Th</th> <th>H</th> <th>T</th> <th>O</th> </tr> </thead> <tbody> <tr> <td>1,000 1,000 1,000</td> <td>100 100</td> <td>10 10 10 10 10 10</td> <td>1 1 1 1 1 1 1 1 1 1 1 1</td> </tr> </tbody> </table> <table border="1" data-bbox="1731 1145 2047 1417"> <tbody> <tr> <td></td> <td>Th</td> <td>H</td> <td>T</td> <td>O</td> </tr> <tr> <td></td> <td>3</td> <td>2</td> <td>4</td> <td>6</td> </tr> <tr> <td>-</td> <td>2</td> <td>1</td> <td>4</td> <td>8</td> </tr> <tr> <td></td> <td>1</td> <td>0</td> <td>5</td> <td>8</td> </tr> </tbody> </table>		Th	H	T	O	1,000 1,000 1,000	100 100	10 10 10 10 10 10	1 1 1 1 1 1 1 1 1 1 1 1		Th	H	T	O		3	2	4	6	-	2	1	4	8		1	0	5	8
Th	H	T	O																											
1,000 1,000 1,000	100 100	10 10 10 10 10 10	1 1 1 1 1 1 1 1 1 1 1 1																											
	Th	H	T	O																										
	3	2	4	6																										
-	2	1	4	8																										
	1	0	5	8																										

Subtraction

Progression of skills	Key representations	
<p>Subtract decimal numbers in the context of money</p> <p>Emphasis here is on partitioning and use of number lines rather than formal written calculations.</p>	<p>I can partition £... into £... and 100p</p> <p>£... - £... = £...</p> <p>100p - ...p = ...p</p> <p>£5 - £3.26 £4 - £3 = £1 100p - 26p = 74p £5 - £3.26 = £1.74</p> 	<p>£3.26 can be partitioned into £3 + 20p + 6p</p> 
<p>Subtract fractions and mixed numbers with the same denominator</p> <p>Include subtracting fractions from wholes.</p>	<p>When subtracting fractions with the same denominator, I only subtract the numerator.</p> <p>... tenths - ... tenths = ... tenths</p>    $\frac{16}{10} - \frac{5}{10}$  $\frac{16}{10} - \frac{9}{10}$  	

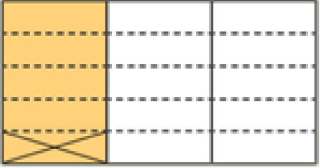
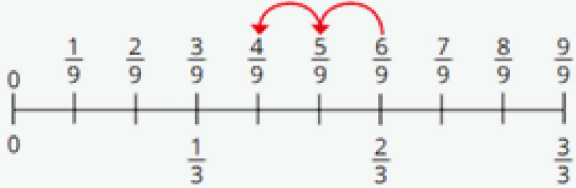
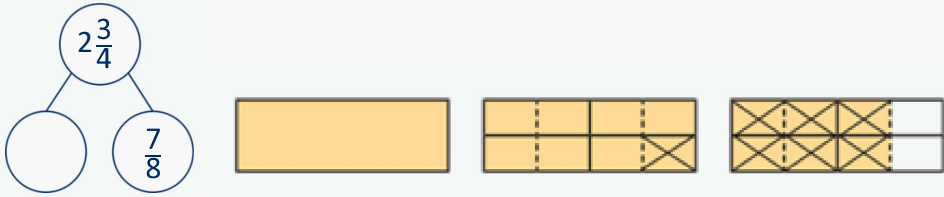
Subtraction

<p>Year 5</p>	<ul style="list-style-type: none"> Subtract whole numbers with more than 4 digits. Subtract numbers mentally with increasingly large numbers. Subtract decimals, including a mix of whole numbers and decimals, decimals with different numbers of decimal places, and complements of 1 Subtract fractions with the same denominator, and denominators that are multiples of the same number. 	
<p>Progression of skills</p>	<p>Key representations</p>	
<p>Subtract whole numbers with more than 4 digits</p> <p>Encourage children to estimate and use inverse operations to check answers to calculations.</p>	<p>I can exchange 1 ... for 10 ...</p> 	
<p>Subtract using mental strategies</p> <p>Subtract 1s, 10s, 100s etc from any number. Use number bonds and related facts.</p>	 <p> $48,650 - 300 =$ $48,650 - 30,000 =$ $48,650 - 30 =$ </p>	<p>To subtract ..., I can subtract ... then add ...</p> 

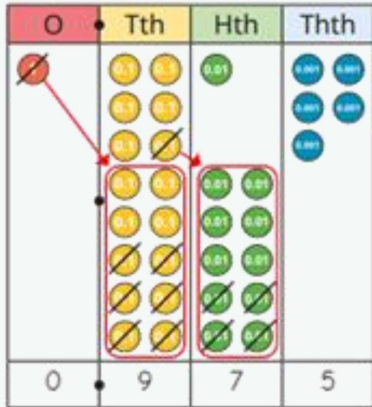
Subtraction

Progression of skills	Key representations
<p>Subtract decimals with up to 2 decimal places</p> <p>Progress from the same number of decimal places to a different number of decimal places and from no exchange to exchange.</p>	
<p>Complements to 1</p> <p>Encourage children to make links with bonds to 10 and complements to 100 and 1,000 when finding a missing part or subtracting from 1</p>	

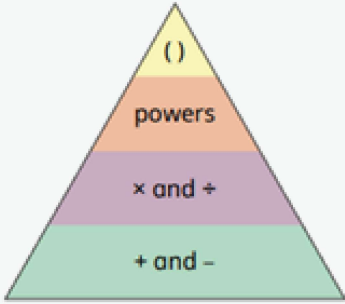
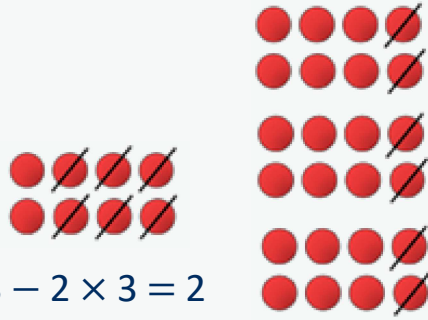

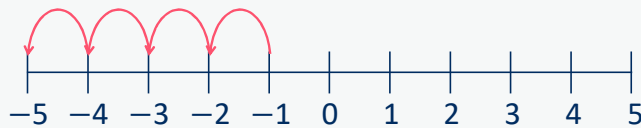
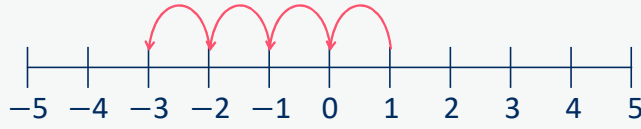
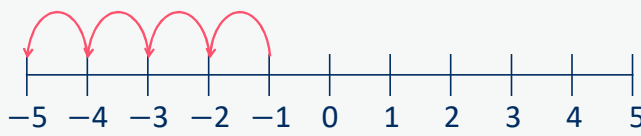
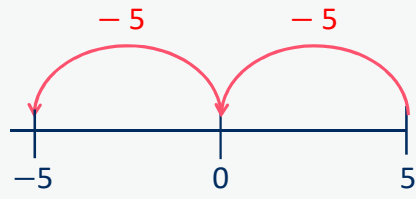
Subtraction

Progression of skills	Key representations
<p>Subtract fractions with denominators that are a multiple of one another</p> <p>Convert fractions to the same denominator before subtracting. Progress from subtracting fractions within 1 whole to subtracting from a mixed number.</p>	<p>The denominator has been multiplied by ..., so the numerator needs to be multiplied by... for the fractions to be equivalent.</p> <div style="display: flex; justify-content: space-around; align-items: flex-start;"> <div style="text-align: center;">  $\frac{1}{3} - \frac{1}{15} = \frac{5}{15} - \frac{1}{15} = \frac{4}{15}$ </div> <div style="text-align: center;">  $\frac{2}{3} - \frac{2}{9} = \frac{6}{9} - \frac{2}{9} = \frac{4}{9}$ </div> </div> <div style="text-align: center; margin-top: 20px;">  </div>

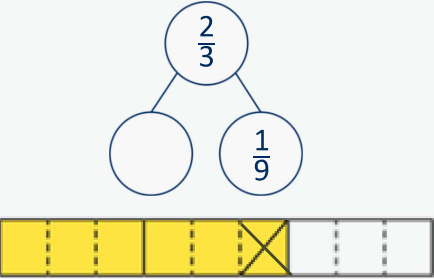
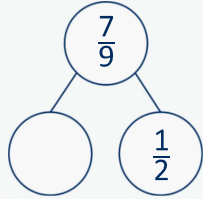
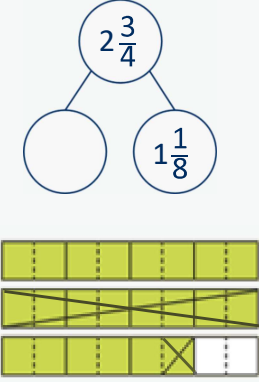
Subtraction

<p>Year 6</p>	<ul style="list-style-type: none"> Subtract larger numbers, using the formal written methods of columnar subtraction. Use their knowledge of the order of operations to carry out calculations involving the 4 operations. Calculate intervals across zero. Subtract fractions with different denominators and mixed numbers, using the concept of equivalent fractions. 																																																																																						
<p>Progression of skills</p>	<p>Key representations</p>																																																																																						
<p>Subtract integers up to 10 million</p> <p>Encourage children to estimate and use inverse operations to check answers to calculations.</p>	<table border="1" style="display: inline-table; margin-right: 20px;"> <tr><td></td><td></td><td></td><td></td><td></td><td></td><td></td><td></td></tr> <tr><td></td><td></td><td>²3</td><td>¹4</td><td>⁵6</td><td>¹2</td><td>2</td><td>1</td></tr> <tr><td></td><td>-</td><td>1</td><td>8</td><td>4</td><td>3</td><td>2</td><td>1</td></tr> <tr><td></td><td></td><td colspan="6"><hr/></td></tr> <tr><td></td><td></td><td>1</td><td>6</td><td>1</td><td>9</td><td>0</td><td>0</td></tr> </table> <table border="1" style="display: inline-table; margin-right: 20px;"> <tr><td colspan="3">4,604</td></tr> <tr><td>2,354</td><td>750</td><td>?</td></tr> </table> <table border="1" style="display: inline-table;"> <tr><td></td><td></td><td></td><td></td><td></td><td></td><td></td><td></td></tr> <tr><td></td><td></td><td>8</td><td></td><td>4</td><td>8</td><td>5</td><td></td></tr> <tr><td></td><td>-</td><td>3</td><td>6</td><td></td><td></td><td></td><td>4</td></tr> <tr><td></td><td></td><td colspan="6"><hr/></td></tr> <tr><td></td><td></td><td>5</td><td>5</td><td>5</td><td>5</td><td>5</td><td></td></tr> </table>											² 3	¹ 4	⁵ 6	¹ 2	2	1		-	1	8	4	3	2	1			<hr/>								1	6	1	9	0	0	4,604			2,354	750	?											8		4	8	5			-	3	6				4			<hr/>								5	5	5	5	5	
		² 3	¹ 4	⁵ 6	¹ 2	2	1																																																																																
	-	1	8	4	3	2	1																																																																																
		<hr/>																																																																																					
		1	6	1	9	0	0																																																																																
4,604																																																																																							
2,354	750	?																																																																																					
		8		4	8	5																																																																																	
	-	3	6				4																																																																																
		<hr/>																																																																																					
		5	5	5	5	5																																																																																	
<p>Subtract decimals with up to 3 decimal places</p> <p>Progress from the same number of decimal and whole number places to a different number of decimal and whole number places.</p>	<p>I do/do not need to make an exchange because ...</p> <table border="1" style="display: inline-table; margin-right: 20px;"> <tr><td></td><td></td><td></td><td></td><td></td></tr> <tr><td></td><td></td><td>6</td><td>⁶7</td><td>¹3</td></tr> <tr><td></td><td>-</td><td>1</td><td>3</td><td>4</td></tr> <tr><td></td><td></td><td colspan="3"><hr/></td></tr> <tr><td></td><td></td><td>5</td><td>3</td><td>9</td></tr> </table>  <table border="1" style="display: inline-table;"> <tr><td></td><td></td><td></td><td></td><td></td></tr> <tr><td></td><td></td><td>⁰1</td><td>¹⁵6</td><td>¹1</td><td>5</td></tr> <tr><td></td><td>-</td><td>0</td><td>6</td><td>4</td><td></td></tr> <tr><td></td><td></td><td colspan="4"><hr/></td></tr> <tr><td></td><td></td><td>0</td><td>9</td><td>7</td><td>5</td></tr> </table>								6	⁶ 7	¹ 3		-	1	3	4			<hr/>					5	3	9								⁰ 1	¹⁵ 6	¹ 1	5		-	0	6	4				<hr/>						0	9	7	5																																
		6	⁶ 7	¹ 3																																																																																			
	-	1	3	4																																																																																			
		<hr/>																																																																																					
		5	3	9																																																																																			
		⁰ 1	¹⁵ 6	¹ 1	5																																																																																		
	-	0	6	4																																																																																			
		<hr/>																																																																																					
		0	9	7	5																																																																																		

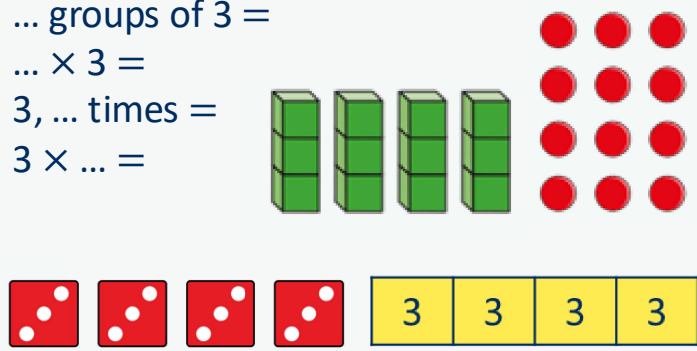

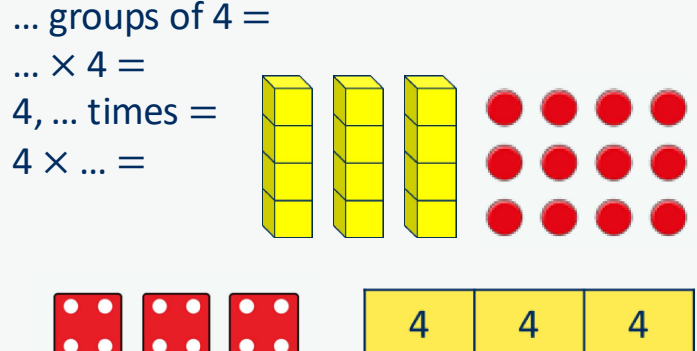

Subtraction

Progression of skills	Key representations	
<p>Order of operations</p> <p>Children learn the order of priority for operations in a calculation. Calculations in brackets should be done first. Multiplication and division should be performed before addition and subtraction.</p>	<p>... has greater priority than ... , so the first part of the calculation I need to do is ...</p>  <p>The pyramid shows the order of operations from top to bottom: (), powers, × and ÷, and + and -.</p>	<p>8 - 2 × 3 = 2</p>  <p>8 - 2² = 4</p>  <p>(8 - 2) × 3 = 18</p>
<p>Negative numbers</p> <p>Children subtract from positive and negative numbers and calculate intervals across 0</p>	<p>... minus ... is equal to ...</p> <p>-1 - 4 = -5</p>  <p>1 - 4 = -3</p> 	 <p>The difference between -5 and -1 is 4</p>  <p>The difference between 5 and -5 is 10</p>

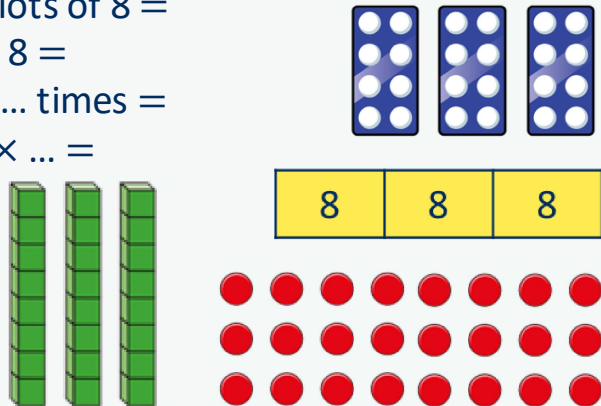

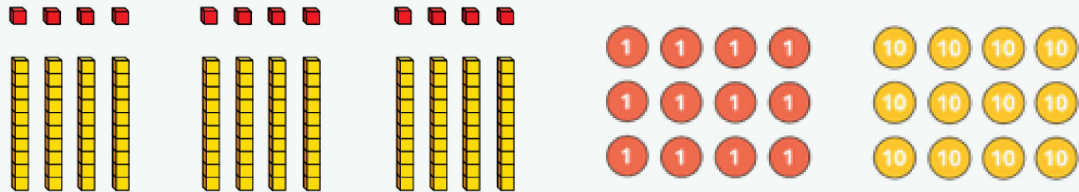
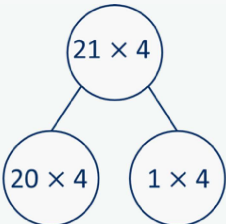
Subtraction

Progression of skills	Key representations		
<p>Subtract fractions</p> <p>Convert fractions to the same denominator before subtracting. Progress from fractions where one denominator is a multiple of the other, to any fractions and then subtracting from a mixed number.</p>	<p>The denominator has been multiplied by ..., so the numerator needs to be multiplied by...</p>  $\frac{2}{3} - \frac{1}{9} = \frac{6}{9} - \frac{1}{9} = \frac{5}{9}$	<p>The lowest common multiple of ... and ... is ...</p>  $\frac{7}{9} - \frac{1}{2} = \frac{14}{18} - \frac{9}{18} = \frac{5}{18}$	<p>... is made up of ... wholes and ...</p>  $2\frac{3}{4} - 1\frac{1}{8} = 1\frac{5}{8}$

Multiplication

<p>Year 3</p>	<ul style="list-style-type: none"> Recall and use multiplication facts for the 3, 4 and 8 multiplication tables. Write and calculate mathematical statements for multiplication using the multiplication tables that they know, including for two-digit numbers times one-digit numbers, using mental and progressing to formal written methods. Solve problems, including missing number problems, involving multiplication, including positive integer scaling problems and correspondence problems in which n objects are connected to m objects. 																															
<p>Progression of skills</p>	<p>Key representations</p>																															
<p>The 3 times-table</p> <p>Encourage daily counting in multiples both forwards and back.</p>	<p>... groups of 3 =</p> <p>... $\times 3 =$</p> <p>3, ... times =</p> <p>$3 \times \dots =$</p> 	<p>... times 3 is equal to ...</p> <table border="1" data-bbox="1444 742 1982 901"> <tr><td>1</td><td>2</td><td>3</td><td>4</td><td>5</td><td>6</td><td>7</td><td>8</td><td>9</td><td>10</td></tr> <tr><td>11</td><td>12</td><td>13</td><td>14</td><td>15</td><td>16</td><td>17</td><td>18</td><td>19</td><td>20</td></tr> <tr><td>21</td><td>22</td><td>23</td><td>24</td><td>25</td><td>26</td><td>27</td><td>28</td><td>29</td><td>30</td></tr> </table> <p>$4 \times 3 = 12$ $12 = 4 \times 3$</p> 	1	2	3	4	5	6	7	8	9	10	11	12	13	14	15	16	17	18	19	20	21	22	23	24	25	26	27	28	29	30
1	2	3	4	5	6	7	8	9	10																							
11	12	13	14	15	16	17	18	19	20																							
21	22	23	24	25	26	27	28	29	30																							
<p>The 4 times-table</p> <p>Encourage daily counting in multiples both forwards and back. Encourage children to notice links between the 2 and 4 times-tables.</p>	<p>... groups of 4 =</p> <p>... $\times 4 =$</p> <p>4, ... times =</p> <p>$4 \times \dots =$</p> 	<p>... times 4 is equal to ...</p> <table border="1" data-bbox="1444 1141 1982 1300"> <tr><td>1</td><td>2</td><td>3</td><td>4</td><td>5</td><td>6</td><td>7</td><td>8</td><td>9</td><td>10</td></tr> <tr><td>11</td><td>12</td><td>13</td><td>14</td><td>15</td><td>16</td><td>17</td><td>18</td><td>19</td><td>20</td></tr> <tr><td>21</td><td>22</td><td>23</td><td>24</td><td>25</td><td>26</td><td>27</td><td>28</td><td>29</td><td>30</td></tr> </table> <p>$3 \times 4 = 12$ $12 = 3 \times 4$</p> 	1	2	3	4	5	6	7	8	9	10	11	12	13	14	15	16	17	18	19	20	21	22	23	24	25	26	27	28	29	30
1	2	3	4	5	6	7	8	9	10																							
11	12	13	14	15	16	17	18	19	20																							
21	22	23	24	25	26	27	28	29	30																							





























Multiplication

Progression of skills	Key representations																															
<p>The 8 times-table</p> <p>Encourage daily counting in multiples both forwards and back. Encourage children to notice links between the 2, 4 and 8 times-tables.</p>	<p>... lots of 8 = $\times 8 =$ 8, ... times = $8 \times \dots =$</p> 	<p>... times 8 is equal to ...</p> <table border="1" data-bbox="1438 383 2016 550"> <tr><td>1</td><td>2</td><td>3</td><td>4</td><td>5</td><td>6</td><td>7</td><td>8</td><td>9</td><td>10</td></tr> <tr><td>11</td><td>12</td><td>13</td><td>14</td><td>15</td><td>16</td><td>17</td><td>18</td><td>19</td><td>20</td></tr> <tr><td>21</td><td>22</td><td>23</td><td>24</td><td>25</td><td>26</td><td>27</td><td>28</td><td>29</td><td>30</td></tr> </table> <p>$3 \times 8 = 24$ $24 = 3 \times 8$</p> 	1	2	3	4	5	6	7	8	9	10	11	12	13	14	15	16	17	18	19	20	21	22	23	24	25	26	27	28	29	30
1	2	3	4	5	6	7	8	9	10																							
11	12	13	14	15	16	17	18	19	20																							
21	22	23	24	25	26	27	28	29	30																							
<p>Related facts</p> <p>Use knowledge of multiplying by 10 to scale times-table facts.</p>	<p>... \times ... ones is equal to ... ones so ... \times ... tens is equal to ... tens.</p>  <p>$3 \times 4 = 12$ $3 \times 40 = 120$</p>																															
<p>Multiply a 2-digit number by a 1-digit number - no exchange</p> <p>Children apply their understanding of partitioning to represent and solve calculations using the expanded method.</p>	<p>... tens multiplied by ... is equal to ... tens. ...ones multiplied by ... is equal to ... ones.</p> <table border="1" data-bbox="627 1197 985 1444"> <thead> <tr><th>Tens</th><th>Ones</th></tr> </thead> <tbody> <tr><td>30</td><td>0</td></tr> <tr><td>20</td><td>2</td></tr> <tr><td>20</td><td>2</td></tr> <tr><td>20</td><td>2</td></tr> <tr><td>20</td><td>2</td></tr> </tbody> </table> <p>$30 \times 2 = 60$ $2 \times 2 = 4$ $32 \times 2 = 64$</p>  <table border="1" data-bbox="1691 1197 2072 1444"> <thead> <tr><th>Tens</th><th>Ones</th></tr> </thead> <tbody> <tr><td>20</td><td>2</td></tr> <tr><td>20</td><td>2</td></tr> <tr><td>20</td><td>2</td></tr> <tr><td>20</td><td>2</td></tr> </tbody> </table>		Tens	Ones	30	0	20	2	20	2	20	2	20	2	Tens	Ones	20	2	20	2	20	2	20	2								
Tens	Ones																															
30	0																															
20	2																															
20	2																															
20	2																															
20	2																															
Tens	Ones																															
20	2																															
20	2																															
20	2																															
20	2																															


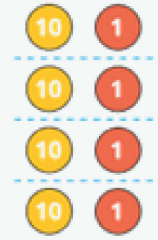
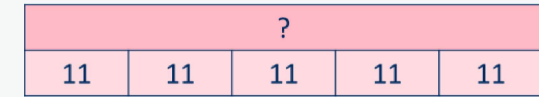
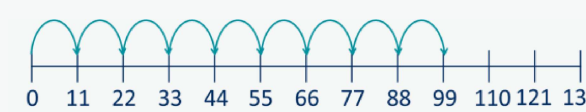


Multiplication

Progression of skills	Key representations																							
<p>Multiply a 2-digit number by a 1-digit number - with exchange</p> <p>Children apply their understanding of partitioning to represent and solve calculations using the expanded method.</p>	<p>... tens multiplied by ... is equal to ... tens. ... ones multiplied by ... is equal to ... ones.</p> <table border="1" data-bbox="638 438 1025 805"> <thead> <tr> <th>Tens</th> <th>Ones</th> </tr> </thead> <tbody> <tr> <td></td> <td></td> </tr> <tr> <td></td> <td></td> </tr> <tr> <td></td> <td></td> </tr> <tr> <td></td> <td></td> </tr> <tr> <td></td> <td></td> </tr> <tr> <td></td> <td></td> </tr> </tbody> </table> <p>$20 \times 4 = 80$ $4 \times 4 = 16$</p> <p>$24 \times 4 = 96$</p>	Tens	Ones													<div data-bbox="1377 550 1601 782"> </div> <table border="1" data-bbox="1646 558 2056 774"> <thead> <tr> <th>Tens</th> <th>Ones</th> </tr> </thead> <tbody> <tr> <td></td> <td></td> </tr> <tr> <td></td> <td></td> </tr> <tr> <td></td> <td></td> </tr> </tbody> </table>	Tens	Ones						
Tens	Ones																							
Tens	Ones																							
<p>Scaling</p> <p>Children focus on multiplication as scaling (... times the size) as opposed to repeated addition.</p>	<p>There are ... times as many ... as ...</p> <div data-bbox="638 1029 1310 1197"> </div> <p>There are 3 times as many triangles as circles.</p>	<p>... is ... times the size of is ... times the length/height of ...</p> <div data-bbox="1388 981 1870 1069"> </div> <div data-bbox="1915 1029 2105 1308"> </div> <p>Miss Smith is twice the height of Jo.</p>																						





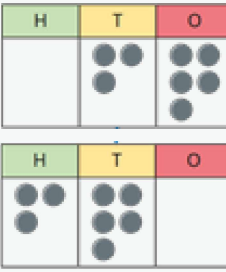
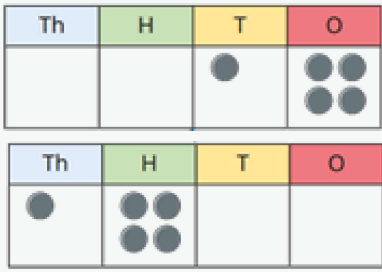
Multiplication

Progression of skills	Key representations								
<p>Correspondence problems (How many ways?)</p> <p>Encourage children to work systematically to find all the different possible combinations.</p>	<p>For every ... , there are ... possible ... There are ... \times ... possibilities altogether.</p> <div data-bbox="638 566 1052 790"></div> <table border="1" data-bbox="1075 414 1400 798"><thead><tr><th data-bbox="1075 414 1232 454">hats</th><th data-bbox="1232 414 1400 454">scarves</th></tr></thead><tbody><tr><td data-bbox="1075 454 1232 566">blue </td><td data-bbox="1232 454 1400 566"> </td></tr><tr><td data-bbox="1075 566 1232 678">orange </td><td data-bbox="1232 566 1400 678"> </td></tr><tr><td data-bbox="1075 678 1232 790">purple </td><td data-bbox="1232 678 1400 790"> </td></tr></tbody></table> <p>For every hat, there are two possible scarves. $3 \times 2 = 6$</p> <p>There are 6 possibilities altogether.</p>	hats	scarves	blue 	 	orange 	 	purple 	 
hats	scarves								
blue 	 								
orange 	 								
purple 	 								

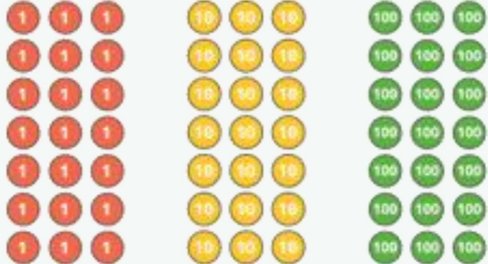

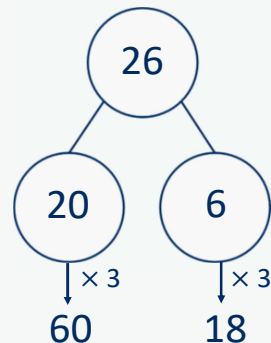
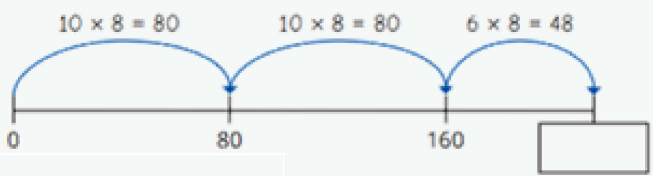
Multiplication

<p>Year 4</p>	<ul style="list-style-type: none"> Recall multiplication facts for multiplication tables up to 12×12 Use place value, known and derived facts to multiply mentally, including: multiplying by 0 and 1; multiplying together three numbers. Recognise and use factor pairs and commutativity in mental calculations. Multiply two-digit and three-digit numbers by a one-digit number using formal written layout. Solve problems involving multiplying and adding, including using the distributive law to multiply two-digit numbers by one digit, integer scaling problems and harder correspondence problems such as n objects are connected to m objects. 																																																																																																					
<p>Progression of skills</p>	<p>Key representations</p>																																																																																																					
<p>Times-table facts to 12×12</p> <p>Encourage daily counting in multiples both forwards and back. Encourage children to notice links between related times-tables.</p>	<p>... groups of ... =</p> <p>... times ... is equal to ...</p> <p>... \times ... =</p>    	<table border="1"> <tr><td>1</td><td>2</td><td>3</td><td>4</td><td>5</td><td>6</td><td>7</td><td>8</td><td>9</td><td>10</td></tr> <tr><td>11</td><td>12</td><td>13</td><td>14</td><td>15</td><td>16</td><td>17</td><td>18</td><td>19</td><td>20</td></tr> <tr><td>21</td><td>22</td><td>23</td><td>24</td><td>25</td><td>26</td><td>27</td><td>28</td><td>29</td><td>30</td></tr> <tr><td>31</td><td>32</td><td>33</td><td>34</td><td>35</td><td>36</td><td>37</td><td>38</td><td>39</td><td>40</td></tr> <tr><td>41</td><td>42</td><td>43</td><td>44</td><td>45</td><td>46</td><td>47</td><td>48</td><td>49</td><td>50</td></tr> <tr><td>51</td><td>52</td><td>53</td><td>54</td><td>55</td><td>56</td><td>57</td><td>58</td><td>59</td><td>60</td></tr> <tr><td>61</td><td>62</td><td>63</td><td>64</td><td>65</td><td>66</td><td>67</td><td>68</td><td>69</td><td>70</td></tr> <tr><td>71</td><td>72</td><td>73</td><td>74</td><td>75</td><td>76</td><td>77</td><td>78</td><td>79</td><td>80</td></tr> <tr><td>81</td><td>82</td><td>83</td><td>84</td><td>85</td><td>86</td><td>87</td><td>88</td><td>89</td><td>90</td></tr> <tr><td>91</td><td>92</td><td>93</td><td>94</td><td>95</td><td>96</td><td>97</td><td>98</td><td>99</td><td>100</td></tr> </table>	1	2	3	4	5	6	7	8	9	10	11	12	13	14	15	16	17	18	19	20	21	22	23	24	25	26	27	28	29	30	31	32	33	34	35	36	37	38	39	40	41	42	43	44	45	46	47	48	49	50	51	52	53	54	55	56	57	58	59	60	61	62	63	64	65	66	67	68	69	70	71	72	73	74	75	76	77	78	79	80	81	82	83	84	85	86	87	88	89	90	91	92	93	94	95	96	97	98	99	100
1	2	3	4	5	6	7	8	9	10																																																																																													
11	12	13	14	15	16	17	18	19	20																																																																																													
21	22	23	24	25	26	27	28	29	30																																																																																													
31	32	33	34	35	36	37	38	39	40																																																																																													
41	42	43	44	45	46	47	48	49	50																																																																																													
51	52	53	54	55	56	57	58	59	60																																																																																													
61	62	63	64	65	66	67	68	69	70																																																																																													
71	72	73	74	75	76	77	78	79	80																																																																																													
81	82	83	84	85	86	87	88	89	90																																																																																													
91	92	93	94	95	96	97	98	99	100																																																																																													
<p>Multiply by 1 and 0</p>	<p>Any number multiplied by 1 is equal to ...</p> <p>Any number multiplied by 0 is equal to ...</p>  	<p>... \times ... = ...</p> <table> <tr><td>$1 \times 1 = 1$</td><td>$1 \times 0 = 0$</td></tr> <tr><td>$2 \times 1 = 2$</td><td>$2 \times 0 = 0$</td></tr> <tr><td>$3 \times 1 = 3$</td><td>$3 \times 0 = 0$</td></tr> <tr><td>$4 \times 1 = 4$</td><td>$4 \times 0 = 0$</td></tr> </table>	$1 \times 1 = 1$	$1 \times 0 = 0$	$2 \times 1 = 2$	$2 \times 0 = 0$	$3 \times 1 = 3$	$3 \times 0 = 0$	$4 \times 1 = 4$	$4 \times 0 = 0$																																																																																												
$1 \times 1 = 1$	$1 \times 0 = 0$																																																																																																					
$2 \times 1 = 2$	$2 \times 0 = 0$																																																																																																					
$3 \times 1 = 3$	$3 \times 0 = 0$																																																																																																					
$4 \times 1 = 4$	$4 \times 0 = 0$																																																																																																					

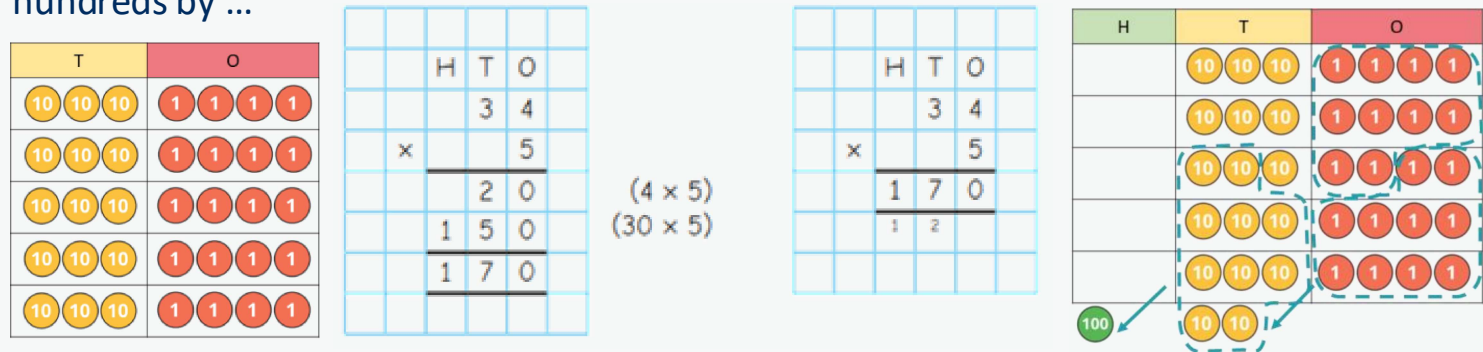

Multiplication

Progression of skills	Key representations	
<p>Multiply 3 numbers</p> <p>Children use their understanding of commutativity to multiply more efficiently.</p>	<p>To work out ... \times ... \times ..., I can first calculate ... \times ... and then multiply the answer by ...</p>  <p> $4 \times 2 \times 3 = 8 \times 3 = 24$ $2 \times 3 \times 4 = 6 \times 4 = 24$ $3 \times 4 \times 2 = 12 \times 2 = 24$ </p>	
<p>Factor pairs</p> <p>Children explore equivalent calculations using different factors pairs.</p>	<p>$12 = \dots \times \dots$, so ... \times 12 = ... \times ... \times ...</p>  <p> $8 \times 6 = 8 \times 3 \times 2$ $8 \times 6 = 24 \times 2$ </p>   <p> $6 \times 8 = 6 \times 4 \times 2$ $6 \times 8 = 24 \times 2$ </p>	
<p>Multiply by 10 and 100</p> <p>Some children may over-generalise that multiplying by 10 or 100 always results in adding zeros. This will cause issues later when multiplying decimals.</p>	<p>When I multiply by 10, the digits move ... place value column to the left. ... is 10 times the size of ...</p>  <p>$35 \times 10 = 350$</p>	<p>When I multiply by 100, the digits move ... place value columns to the left. ... is 100 times the size of ...</p>  <p>$14 \times 100 = 1,400$</p>

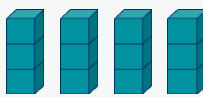


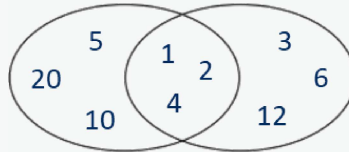





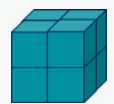
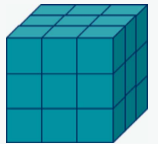
Multiplication

Progression of skills	Key representations
<p>Related facts</p> <p>Use knowledge of multiplying by 10 and 100 to scale times-table facts.</p>	<p>... × ... ones is equal to ... ones so ... × ... tens is equal to ... tens and ... × ... hundreds is equal to ... hundreds.</p>  <p> $3 \times 7 = 21$ $7 \times 3 = 21$ $3 \times 70 = 210$ $7 \times 30 = 210$ $3 \times 700 = 2,100$ $7 \times 300 = 2,100$ </p>
<p>Mental strategies</p> <p>Partition 2 or 3-digit numbers to multiply using informal methods.</p>	<p>... tens multiplied by ... is equal to ... tens. ...ones multiplied by ... is equal to ... ones.</p>    <p> $3 \times 26 = 60 + 18 = 78$ $26 \times 8 = 80 + 80 + 48 = 208$ </p>

Multiplication

Progression of skills	Key representations																								
<p>Multiply a 2 or 3-digit number by a 1-digit number</p> <p>The short multiplication method is introduced for the first time, initially in an expanded form.</p>	<p>To multiply a 2-digit number by ... , I multiply the ones by ... and the tens by ...</p> <p>To multiply a 3-digit number by ... , I multiply the ones by ... , the tens by ... and the hundreds by ...</p> 																								
<p>Scaling</p> <p>Children focus on multiplication as scaling (... times the size).</p>	<p>... is ... times the size of ...</p>  <p>A computer mouse costs £7 A keyboard costs 6 times as much.</p> <p>A red ribbon is 6 cm. A yellow ribbon is 7 times as long.</p>																								
<p>Correspondence problems</p> <p>Encourage children to use tables to show all the different possible combinations.</p>	<p>For every ... , there are ... possibilities. There are ... × ... possibilities altogether.</p> <p>A pizza company offers a choice of 5 toppings and 3 bases.</p> <p>$5 \times 3 = 15$</p> <table border="1" data-bbox="1288 1173 2094 1444"> <thead> <tr> <th></th> <th>Deep pan</th> <th>Italian</th> <th>Thin</th> </tr> </thead> <tbody> <tr> <th>Cheese</th> <td>C DP</td> <td>C I</td> <td>C Th</td> </tr> <tr> <th>Mushroom</th> <td>M DP</td> <td>M I</td> <td>M Th</td> </tr> <tr> <th>Vegetable</th> <td>V DP</td> <td>V I</td> <td>V Th</td> </tr> <tr> <th>Chicken</th> <td>C DP</td> <td>C I</td> <td>C Th</td> </tr> <tr> <th>Tuna</th> <td>T DP</td> <td>T I</td> <td>T Th</td> </tr> </tbody> </table>		Deep pan	Italian	Thin	Cheese	C DP	C I	C Th	Mushroom	M DP	M I	M Th	Vegetable	V DP	V I	V Th	Chicken	C DP	C I	C Th	Tuna	T DP	T I	T Th
	Deep pan	Italian	Thin																						
Cheese	C DP	C I	C Th																						
Mushroom	M DP	M I	M Th																						
Vegetable	V DP	V I	V Th																						
Chicken	C DP	C I	C Th																						
Tuna	T DP	T I	T Th																						

Multiplication

<p>Year 5</p>	<ul style="list-style-type: none"> Identify multiples and factors, including finding all factor pairs of a number, and common factors of two numbers Recognise and use square numbers and cube numbers, and the notation for squared (²) and cubed (³) Multiply numbers up to 4 digits by a one- or two-digit number using a formal written method, including long multiplication for two-digit numbers. Multiply numbers mentally drawing upon known facts. Multiply whole numbers and those involving decimals by 10, 100 and 1000 Multiply proper fractions and mixed numbers by whole numbers, supported by materials and diagrams. 																																
<p>Progression of skills</p>	<p>Key representations</p>																																
<p>Multiples and factors</p> <p>Encourage children to notice patterns and make links with known facts.</p>	<p>... is a multiple of ... because ... × ... = ...</p>  <table border="1" data-bbox="616 997 1086 1141"> <tr><td>1</td><td>2</td><td>3</td><td>4</td><td>5</td><td>6</td><td>7</td><td>8</td><td>9</td><td>10</td></tr> <tr><td>11</td><td>12</td><td>13</td><td>14</td><td>15</td><td>16</td><td>17</td><td>18</td><td>19</td><td>20</td></tr> <tr><td>21</td><td>22</td><td>23</td><td>24</td><td>25</td><td>26</td><td>27</td><td>28</td><td>29</td><td>30</td></tr> </table>	1	2	3	4	5	6	7	8	9	10	11	12	13	14	15	16	17	18	19	20	21	22	23	24	25	26	27	28	29	30	<p>... is a factor of ... because ... × ... = ...</p>   <p>1, 2, 4 and 8 are factors of 8</p>	<p>The common factors of ... and ... are ...</p> <p>Factors of 20 Factors of 12</p> 
1	2	3	4	5	6	7	8	9	10																								
11	12	13	14	15	16	17	18	19	20																								
21	22	23	24	25	26	27	28	29	30																								
<p>Square and cube numbers</p>	<p>... squared means ... × ...</p>     <p> 1×1 2×2 3×3 4×4 $1^2 = 1$ $2^2 = 4$ $3^2 = 9$ $4^2 = 16$ </p>		<p>... cubed means ... × ... × ...</p>    <p> $1 \times 1 \times 1$ $2 \times 2 \times 2$ $3 \times 3 \times 3$ $1^3 = 1$ $2^3 = 8$ $3^3 = 27$ </p>																														

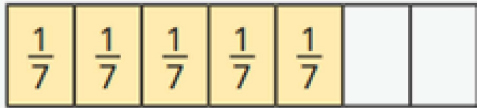
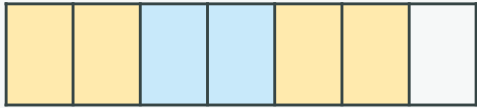
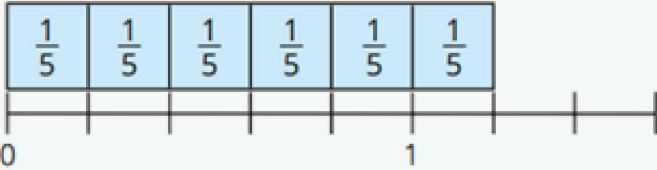
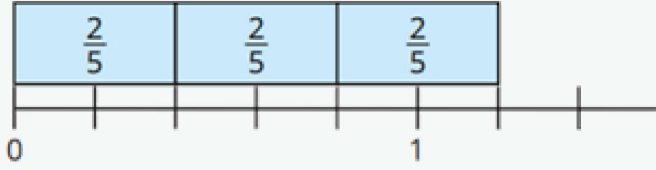
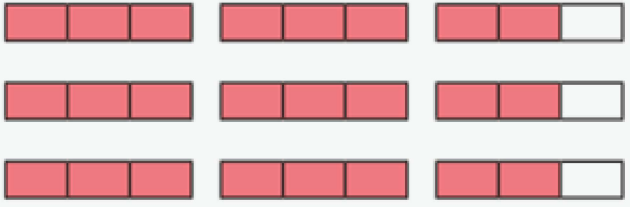
Multiplication

Progression of skills	Key representations																																																																																												
<p>Multiply numbers up to 4 digits by a 1-digit number</p> <p>This builds on the short multiplication method introduced in Y4</p>	<p>To multiply a 4-digit number by ... , I multiply the ones by ... , the tens by ... , the hundreds by ... and the thousands by ...</p> <div style="display: flex; justify-content: space-around; align-items: center;"> <table border="1" style="border-collapse: collapse; text-align: center;"> <thead> <tr> <th style="width: 25px;">Th</th> <th style="width: 25px;">H</th> <th style="width: 25px;">T</th> <th style="width: 25px;">O</th> </tr> </thead> <tbody> <tr> <td>1,000</td> <td>100</td> <td>10 10 10</td> <td>1 1</td> </tr> <tr> <td>1,000</td> <td>100</td> <td>10 10 10</td> <td>1 1</td> </tr> <tr> <td>1,000</td> <td>100</td> <td>10 10 10</td> <td>1 1</td> </tr> </tbody> </table> <div style="border: 1px solid black; padding: 5px; margin-left: 20px;"> <table style="border-collapse: collapse; text-align: center;"> <tr><td style="width: 20px;"> </td><td style="width: 20px;"> </td><td style="width: 20px;"> </td><td style="width: 20px;"> </td><td style="width: 20px;"> </td><td style="width: 20px;"> </td></tr> <tr><td> </td><td> </td><td>1</td><td>1</td><td>5</td><td>2</td></tr> <tr><td>×</td><td> </td><td> </td><td> </td><td> </td><td>3</td></tr> <tr><td colspan="6" style="border-top: 1px solid black;"> </td></tr> <tr><td colspan="6" style="border-top: 1px solid black;"> </td></tr> </table> </div> </div>		Th	H	T	O	1,000	100	10 10 10	1 1	1,000	100	10 10 10	1 1	1,000	100	10 10 10	1 1									1	1	5	2	×					3																																																									
Th	H	T	O																																																																																										
1,000	100	10 10 10	1 1																																																																																										
1,000	100	10 10 10	1 1																																																																																										
1,000	100	10 10 10	1 1																																																																																										
		1	1	5	2																																																																																								
×					3																																																																																								
<p>Multiply numbers up to 4 digits by a 2-digit number</p> <p>Numbers are first partitioned using an area model then long multiplication is introduced for the first time.</p>	<p>I can partition ... into ... and ...</p> <div style="display: flex; align-items: center; margin-bottom: 10px;"> <table border="1" style="border-collapse: collapse; text-align: center; margin-right: 10px;"> <tr><td>×</td><td> </td><td> </td><td> </td><td> </td></tr> <tr><td> </td><td> </td><td> </td><td> </td><td> </td></tr> </table> <table border="1" style="border-collapse: collapse; text-align: center; margin-right: 10px;"> <tr><td>×</td><td> </td><td> </td><td> </td></tr> <tr><td> </td><td> </td><td> </td><td> </td></tr> </table> <table border="1" style="border-collapse: collapse; text-align: center;"> <tr><td>×</td><td>40</td><td>4</td></tr> <tr><td>30</td><td>1,200</td><td>120</td></tr> <tr><td>2</td><td>80</td><td>8</td></tr> </table> </div> <p>$32 \times 44 = 1,200 + 80 + 120 + 8$</p> <p>$32 \times 44 = 1,408$</p>	×										×								×	40	4	30	1,200	120	2	80	8	<p>First, I multiply by the ... Then I multiply by the ...</p> <div style="display: flex; align-items: center; margin-bottom: 10px;"> <table border="1" style="border-collapse: collapse; text-align: center; margin-right: 20px;"> <tr><td>×</td><td>10</td><td>3</td></tr> <tr><td>30</td><td>300</td><td>90</td></tr> <tr><td>2</td><td>20</td><td>6</td></tr> </table> <table border="1" style="border-collapse: collapse; text-align: center;"> <tr><td>×</td><td> </td><td> </td><td> </td><td> </td></tr> <tr><td> </td><td> </td><td>3</td><td>2</td><td> </td></tr> <tr><td>×</td><td> </td><td>1</td><td>3</td><td> </td></tr> <tr><td colspan="5" style="border-top: 1px solid black;"> </td></tr> <tr><td> </td><td> </td><td>9</td><td>6</td><td> </td></tr> <tr><td colspan="5" style="border-top: 1px solid black;"> </td></tr> <tr><td> </td><td> </td><td>3</td><td>2</td><td>0</td></tr> <tr><td colspan="5" style="border-top: 1px solid black;"> </td></tr> <tr><td> </td><td> </td><td>4</td><td>1</td><td>6</td></tr> <tr><td colspan="5" style="border-top: 1px solid black;"> </td></tr> <tr><td> </td><td> </td><td> </td><td> </td><td> </td></tr> </table> <div style="margin-left: 20px; color: red;"> <p>(32×3)</p> <p>(32×10)</p> </div> </div> <div style="border: 1px solid black; padding: 5px; width: fit-content; margin-left: auto;"> <p>$300 + 90 + 20 + 6 = 416$</p> </div>	×	10	3	30	300	90	2	20	6	×							3	2		×		1	3									9	6									3	2	0								4	1	6										
×																																																																																													
×																																																																																													
×	40	4																																																																																											
30	1,200	120																																																																																											
2	80	8																																																																																											
×	10	3																																																																																											
30	300	90																																																																																											
2	20	6																																																																																											
×																																																																																													
		3	2																																																																																										
×		1	3																																																																																										
		9	6																																																																																										
		3	2	0																																																																																									
		4	1	6																																																																																									

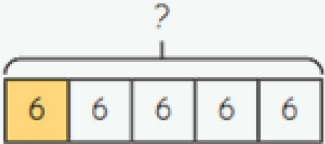
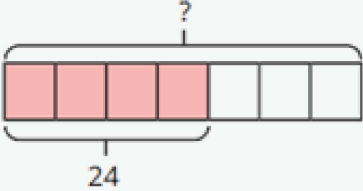
Multiplication

Progression of skills	Key representations																										
<p>Multiply by 10, 100 and 1,000</p> <p>Some children may over-generalise that multiplying by a power of 10 always results in adding zeros. This will cause issues later when multiplying decimals.</p>	<p>To multiply by 10/100/1,000, I move all the digits ... places to the left. ... is 10/100/1,000 times the size of ...</p> <div style="display: flex; justify-content: space-around; align-items: flex-start;"> <table border="1" style="border-collapse: collapse; text-align: center;"> <thead> <tr> <th style="width: 20px;">M</th> <th style="width: 20px;">HTh</th> <th style="width: 20px;">TTh</th> <th style="width: 20px;">Th</th> <th style="width: 20px;">H</th> <th style="width: 20px;">T</th> <th style="width: 20px;">O</th> </tr> </thead> <tbody> <tr> <td></td> <td></td> <td></td> <td></td> <td>● ●</td> <td>● ●</td> <td>● ●</td> </tr> </tbody> </table> <table border="1" style="border-collapse: collapse; text-align: center;"> <thead> <tr> <th style="width: 20px;">Th</th> <th style="width: 20px;">H</th> <th style="width: 20px;">T</th> <th style="width: 20px;">O</th> <th style="width: 20px;">Tth</th> <th style="width: 20px;">Hth</th> </tr> </thead> <tbody> <tr> <td></td> <td></td> <td></td> <td>● ●</td> <td>● ●</td> <td>● ●</td> </tr> </tbody> </table> </div> <div style="display: flex; justify-content: space-around; margin-top: 20px;"> <div style="text-align: left;"> <p>$234 \times 10 = 2,340$</p> <p>$234 \times 100 = 23,400$</p> <p>$234 \times 1,000 = 234,000$</p> </div> <div style="text-align: left;"> <p>$2.34 \times 10 = 23.4$</p> <p>$2.34 \times 100 = 234$</p> <p>$2.34 \times 1,000 = 2,340$</p> </div> </div>	M	HTh	TTh	Th	H	T	O					● ●	● ●	● ●	Th	H	T	O	Tth	Hth				● ●	● ●	● ●
M	HTh	TTh	Th	H	T	O																					
				● ●	● ●	● ●																					
Th	H	T	O	Tth	Hth																						
			● ●	● ●	● ●																						
<p>Mental strategies</p> <p>Children continue to use efficient mental strategies such as partitioning and knowledge of factor pairs and related facts to multiply.</p>	<p>The most efficient strategy to calculate ... \times ... is ... To calculate ... \times 12, I can do ... \times ... \times ...</p> <p>For example: 121×12</p> <p>I could calculate 100×12 plus 20×12 plus 1×12</p> <p>I could calculate 121×10 plus 121×2</p> <p>I could calculate $121 \times 6 \times 2$</p> <p>I could calculate $121 \times 4 \times 3$</p>																										

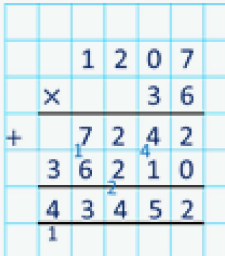
Multiplication

Progression of skills	Key representations
<p>Multiply fractions by a whole number</p> <p>Make links with repeated addition.</p> <p>E.g. $\frac{1}{5} \times 4 = \frac{1}{5} + \frac{1}{5} + \frac{1}{5} + \frac{1}{5}$</p>	<p>To multiply a fraction by an integer, I multiply the numerator by the integer and the denominator remains the same.</p> <div style="display: flex; justify-content: space-around;"> <div style="text-align: center;">  $\frac{1}{7} \times 5 = \frac{1}{7} + \frac{1}{7} + \frac{1}{7} + \frac{1}{7} + \frac{1}{7} = \frac{5}{7}$ </div> <div style="text-align: center;">  $\frac{2}{7} \times 3 = \frac{2}{7} + \frac{2}{7} + \frac{2}{7} = \frac{6}{7}$ </div> </div> <div style="display: flex; justify-content: space-around; margin-top: 20px;"> <div style="text-align: center;">  $\frac{1}{5} \times 6 = \frac{6}{5} = 1\frac{1}{5}$ </div> <div style="text-align: center;">  $\frac{2}{5} \times 3 = \frac{6}{5} = 1\frac{1}{5}$ </div> </div>
<p>Multiply mixed numbers by a whole number</p>	<p>I can partition $\begin{array}{ c } \hline \square \\ \hline \square \\ \hline \end{array}$ into $\begin{array}{ c } \hline \square \\ \hline \end{array}$ and $\begin{array}{ c } \hline \square \\ \hline \square \\ \hline \end{array}$</p> <div style="display: flex; justify-content: space-around; align-items: flex-start;"> <div style="text-align: center;">  </div> <div style="text-align: center;"> $2\frac{2}{3} \times 3$ $2 \times 3 = 6 \quad \frac{2}{3} \times 3 = \frac{6}{3} = 2$ $2\frac{2}{3} \times 3 = 6 + 2 = 8$ </div> </div>

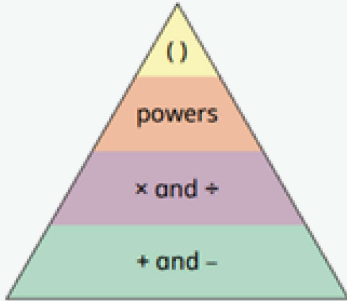





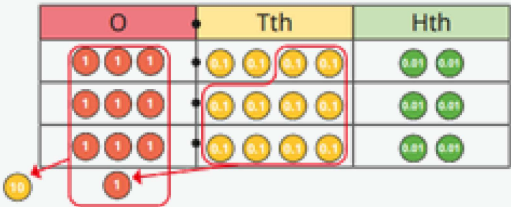
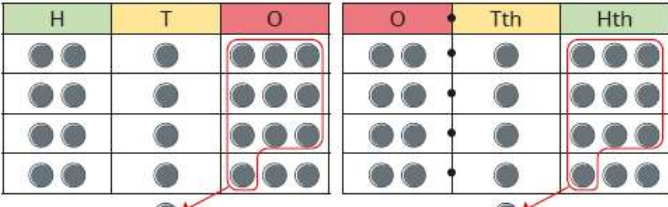
Multiplication

Progression of skills	Key representations	
<p>Find the whole</p> <p>Children multiply to find the whole from a given part.</p>	<p>If $\frac{1}{\square}$ is ... , then the whole is ... \times ...</p> <p>$\frac{1}{5}$ of ___ = 6</p>  <p>$5 \times 6 = 30$</p> <p>$\frac{1}{5}$ of 30 = 6</p>	<p>If $\frac{\square}{\square}$ is ... , then $\frac{1}{\square}$ is ... and the whole is ... \times ...</p> <p>$\frac{4}{7}$ of ___ = 24</p>  <p>$\frac{1}{7} = 24 \div 4 = 6$</p> <p>$7 \times 6 = 42$</p> <p>$\frac{4}{7}$ of 42 = 24</p>

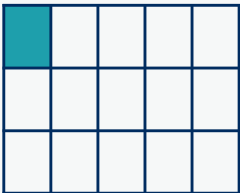
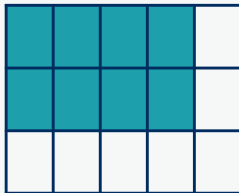
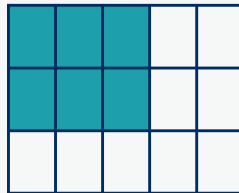
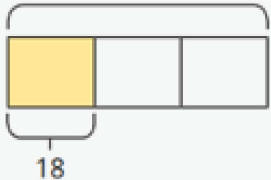
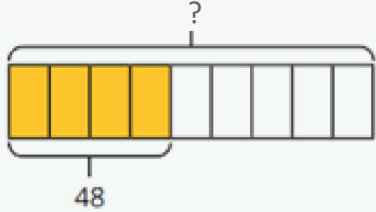
Multiplication

<p>Year 6</p>	<ul style="list-style-type: none"> Identify common factors and common multiples. Multiply multi-digit numbers up to 4 digits by a two-digit whole number using the formal written method of long multiplication. Multiply numbers by 10, 100 and 1,000 Multiply one-digit numbers with up to two decimal places by whole numbers. Use their knowledge of the order of operations to carry out calculations involving the 4 operations. Multiply simple pairs of proper fractions, writing the answer in its simplest form. Solve problems involving the relative sizes of two quantities where missing values can be found by using integer multiplication and division facts. Solve problems involving the calculation of percentages. 																													
<p>Progression of skills</p>	<p>Key representations</p>																													
<p>Multiply numbers up to 4 digits by a 2-digit number</p>	<p>To multiply by a 2-digit number, first multiply by the ones, then multiply by the tens and then find the total.</p>																													
<p>Multiply by 10, 100 and 1,000 Some children may over-generalise that multiplying by a power of 10 always results in adding zeros.</p>	<p>To multiply by 10/100/1,000, I move all the digits ... places to the left. ... is 10/100/1,000 times the size of ...</p> <table border="1" data-bbox="627 1220 1310 1348"> <thead> <tr> <th>M</th> <th>HTh</th> <th>TTh</th> <th>Th</th> <th>H</th> <th>T</th> <th>O</th> </tr> </thead> <tbody> <tr> <td></td> <td></td> <td></td> <td></td> <td>● ●</td> <td>● ●</td> <td>● ●</td> </tr> </tbody> </table> <p> $234 \times 10 = 2,340$ $234 \times 100 = 23,400$ $234 \times 1,000 = 234,000$ </p>	M	HTh	TTh	Th	H	T	O					● ●	● ●	● ●	<table border="1" data-bbox="1344 1220 2027 1348"> <thead> <tr> <th>Th</th> <th>H</th> <th>T</th> <th>O</th> <th>Tth</th> <th>Hth</th> <th>Thth</th> </tr> </thead> <tbody> <tr> <td></td> <td></td> <td></td> <td></td> <td>● ●</td> <td>● ●</td> <td>● ●</td> </tr> </tbody> </table> <p> $0.234 \times 10 = 2.34$ $0.234 \times 100 = 23.4$ $0.234 \times 1,000 = 234$ </p>	Th	H	T	O	Tth	Hth	Thth					● ●	● ●	● ●
M	HTh	TTh	Th	H	T	O																								
				● ●	● ●	● ●																								
Th	H	T	O	Tth	Hth	Thth																								
				● ●	● ●	● ●																								

Multiplication

Progression of skills	Key representations																																
<p>Order of operations</p> <p>Calculations in brackets should be done first. Multiplication and division should be performed before addition and subtraction.</p>	<p>... has greater priority than ..., so the first part of the calculation I need to do is ...</p>  <div style="display: flex; justify-content: space-around; align-items: flex-start;"> <div style="text-align: center;">  <p>$(3 + 4) \times 2 = 14$</p> </div> <div style="text-align: center;">  <p>$3 + 4^2 = 19$</p> </div> <div style="text-align: center;">  <p>$3 + 4 \times 2 = 11$</p> </div> </div>																																
<p>Multiply decimals by integers</p> <p>This is the first time children multiply decimals by numbers other than 10, 100 or 1,000. Encourage them to make links with known facts and whole number multiplication.</p>	<p>I know that $\dots \times \dots = \dots$, so I also know that $\dots \times \dots = \dots$</p> <div style="display: flex; justify-content: space-around; align-items: center;"> <div style="text-align: center;">  <p>$6 \times 2 = 12$</p> </div> <div style="text-align: center;">  <p>$6 \times 0.2 = 1.2$</p> </div> </div>	<p>I need to exchange 10 ... for 1 ...</p> <div style="display: flex; justify-content: space-around; align-items: center;"> <div style="text-align: center;">  <p>$213 \times 4 = 852$</p> </div> <div style="text-align: center;">  <p>$2.13 \times 4 = 8.52$</p> </div> </div> <div style="text-align: right; margin-top: 10px;"> <table border="1" style="border-collapse: collapse;"> <tr><td></td><td></td><td></td><td></td><td></td></tr> <tr><td></td><td></td><td></td><td>3</td><td>4</td><td>2</td></tr> <tr><td></td><td></td><td></td><td>×</td><td></td><td>3</td></tr> <tr><td></td><td></td><td></td><td>1</td><td>0</td><td>2</td><td>6</td></tr> <tr><td></td><td></td><td></td><td></td><td></td><td></td><td></td></tr> </table> </div>									3	4	2				×		3				1	0	2	6							
			3	4	2																												
			×		3																												
			1	0	2	6																											

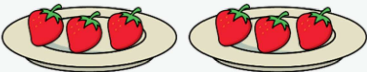

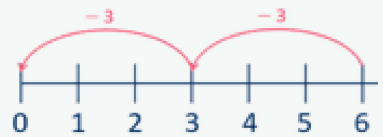


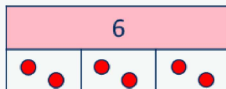
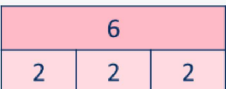

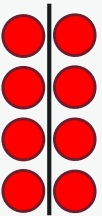
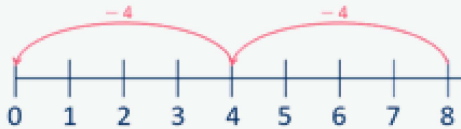


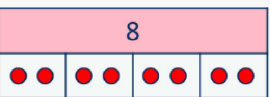
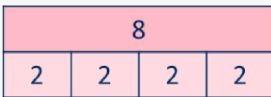
Multiplication

Progression of skills	Key representations	
<p>Multiply fractions by fractions</p> <p>Encourage children to give answers in their simplest form.</p>	<p>When multiplying a pair of fractions, I need to multiply the numerator and multiply the denominator.</p> <div style="display: flex; justify-content: space-around; align-items: flex-start;"> <div style="text-align: center;">  $\frac{1}{3} \times \frac{1}{5} = \frac{1}{15}$ </div> <div style="text-align: center;">  $\frac{2}{3} \times \frac{4}{5} = \frac{8}{15}$ </div> <div style="text-align: center;">  $\frac{2}{3} \times \frac{3}{5} = \frac{6}{15} = \frac{2}{5}$ </div> </div>	
<p>Find the whole</p> <p>Children multiply to find the whole from a given part.</p>	<p>If $\frac{1}{\square}$ is ... , then the whole is ... \times ...</p> <p>$\frac{1}{3}$ of ___ = 18</p>  <p style="margin-left: 100px;">$18 \times 3 = 54$</p> <p style="margin-left: 100px;">$\frac{1}{3}$ of 54 = 18</p>	<p>If $\frac{\square}{\square}$ is ... , then $\frac{1}{\square}$ is ... and the whole is ... \times ...</p> <p>$\frac{4}{9}$ of ___ = 48</p>  <p style="margin-left: 100px;">$\frac{1}{9} = 48 \div 4 = 12$</p> <p style="margin-left: 100px;">$9 \times 12 = 108$</p> <p style="margin-left: 100px;">$\frac{4}{9}$ of 108 = 48</p>

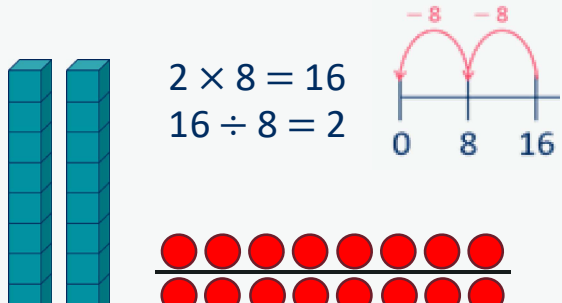
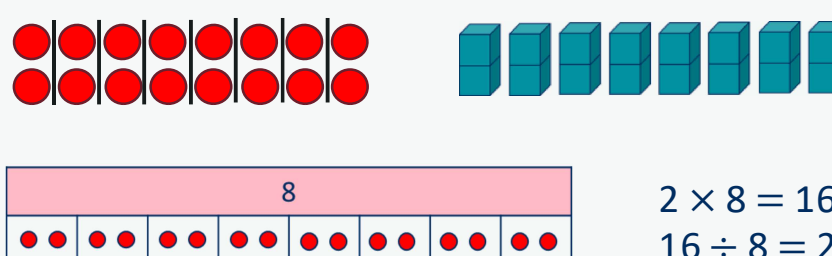
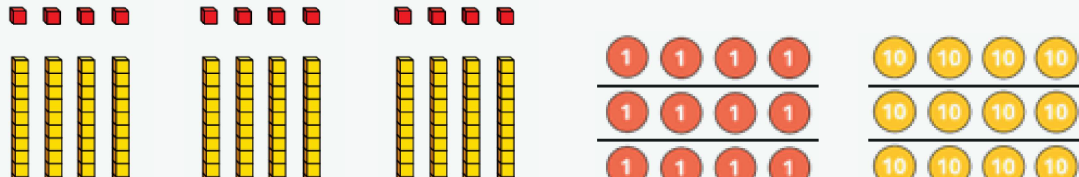
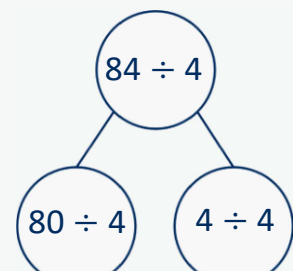
Multiplication

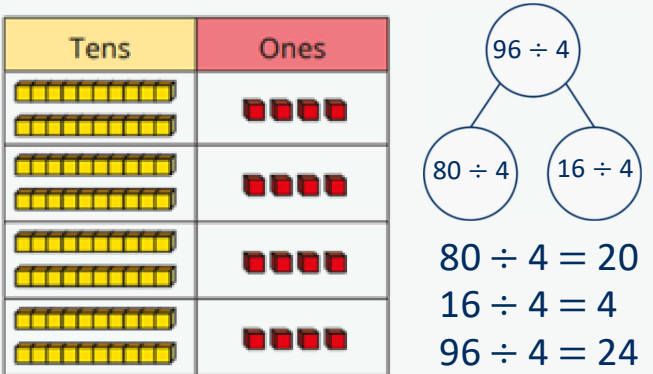
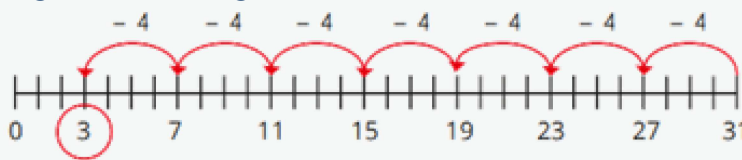
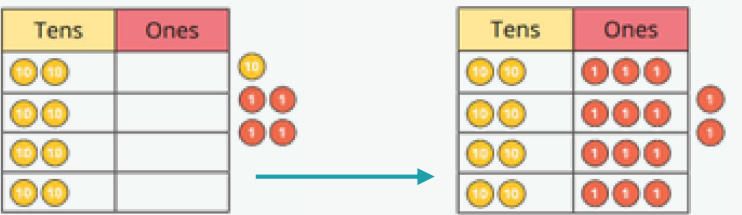
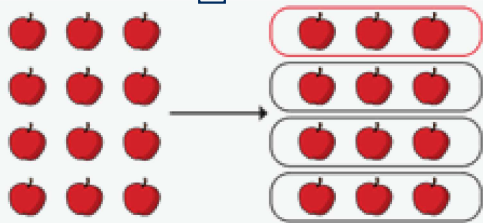
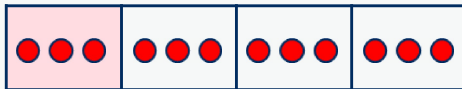

Progression of skills	Key representations																																					
<p>Calculate percentages</p> <p>Children first learn how to find 1%, 10%, 20%, 25% and 50% before using multiples of these amounts to find any percentage.</p>	<p>There are ... lots of ... % in 100%</p> <p>To find ... %, I need to divide by ...</p> <table border="1" data-bbox="622 424 1171 547"> <tr><td colspan="4">100%</td></tr> <tr><td colspan="2">50%</td><td colspan="2">50%</td></tr> <tr><td>25%</td><td>25%</td><td>25%</td><td>25%</td></tr> </table> <p>50% of ... = ... \div 2 25% of ... = ... \div 4</p>	100%				50%		50%		25%	25%	25%	25%	<p>... % is made up of ... %, and ... %</p> <table border="1" data-bbox="1238 408 2063 507"> <tr><td colspan="10">100%</td></tr> <tr><td>10%</td><td>10%</td><td>10%</td><td>10%</td><td>10%</td><td>10%</td><td>10%</td><td>10%</td><td>10%</td><td>10%</td></tr> </table> <p>To find 30%, I can find 10% and then multiply it by 3 To find 23%, I can use 10% \times 2 and 1% \times 3 To find 99%, I can find 1%, then subtract from 100%</p>	100%										10%	10%	10%	10%	10%	10%	10%	10%	10%	10%				
100%																																						
50%		50%																																				
25%	25%	25%	25%																																			
100%																																						
10%	10%	10%	10%	10%	10%	10%	10%	10%	10%																													
<p>Calculations involving ratio</p> <p>Encourage children to see the multiplicative relationship between ratios. They will need to multiply or divide each value by the same number to keep the ratio equivalent. Double number lines and ratio tables help children to see both horizontal and vertical multiplicative relationships.</p>	<p>For every ... , there are ...</p> <p>For every 1 adult on a school trip, there are 6 children.</p> <div style="display: flex; align-items: center;"> <div style="margin-right: 20px;">adults</div> <div style="border: 1px solid black; width: 40px; height: 30px; background-color: #fff9c4;"></div> </div> <div style="display: flex; align-items: center; margin-top: 10px;"> <div style="margin-right: 20px;">children</div> <div style="border: 1px solid black; width: 280px; height: 30px; background-color: #c4c400;"></div> </div> <div style="text-align: right; margin-top: 20px;"> <table border="1" data-bbox="1523 782 2072 1157"> <thead> <tr><th>Adults</th><th>Children</th></tr> </thead> <tbody> <tr><td>1</td><td>6</td></tr> <tr><td>2</td><td>12</td></tr> <tr><td>3</td><td>18</td></tr> </tbody> </table> <p style="text-align: center;"> × 3 (left arrow) × 6 (top arrow) × 3 (right arrow) × 6 (bottom arrow) </p> </div> <div style="margin-top: 20px;"> <table border="1" data-bbox="1478 1244 2060 1420"> <tr><td>0</td><td>1</td><td>2</td><td>3</td><td>4</td><td>5</td><td>6</td></tr> <tr><td colspan="7">Adults</td></tr> <tr><td>0</td><td>6</td><td>12</td><td>18</td><td></td><td></td><td></td></tr> <tr><td colspan="7">Children</td></tr> </table> </div> <p>The ratio of adults to children is 1 : 6</p>		Adults	Children	1	6	2	12	3	18	0	1	2	3	4	5	6	Adults							0	6	12	18				Children						
Adults	Children																																					
1	6																																					
2	12																																					
3	18																																					
0	1	2	3	4	5	6																																
Adults																																						
0	6	12	18																																			
Children																																						

Division

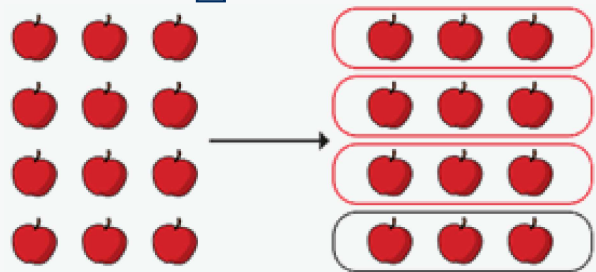
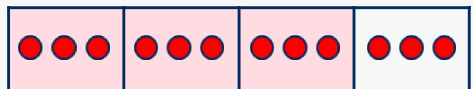

<p>Year 3</p>	<ul style="list-style-type: none"> Recall and use division facts for the 3, 4 and 8 multiplication tables. Write and calculate mathematical statements for division using the multiplication tables that they know, including for two-digit numbers times one-digit numbers, using mental and progressing to formal written methods. Recognise, find and write fractions of a discrete set of objects: unit fractions and non-unit fractions with small denominators. 	
<p>Progression of skills</p>	<p>Key representations</p>	
<p>Divide by 3</p> <p>Encourage children to compare the grouping and sharing structures of division and to make links with times-table facts.</p>	<p>There are ... groups of 3 in ...</p> <p>... $\div 3 =$</p>  <p>$2 \times 3 = 6$ $6 \div 3 = 2$</p>  	<p>... has been shared equally into 3 equal groups.</p> <p>... $\div 3 =$</p>  <p>$2 \times 3 = 6$ $6 \div 3 = 2$</p>   
<p>Divide by 4</p> <p>Encourage children to compare the grouping and sharing structures of division and to make links with times-table facts.</p>	<p>There are ... groups of 4 in ...</p> <p>... $\div 4 =$</p>  <p>$2 \times 4 = 8$ $8 \div 4 = 2$</p>  	<p>... has been shared equally into 4 equal groups.</p> <p>... $\div 4 =$</p>  <p>$2 \times 4 = 8$ $8 \div 4 = 2$</p>   

Division

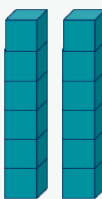

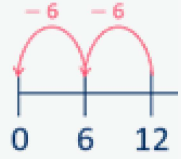
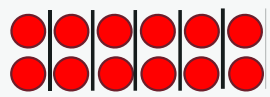

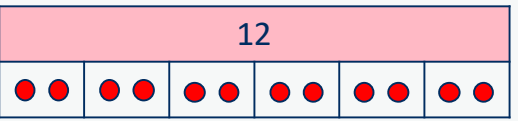




Progression of skills	Key representations																	
<p>Divide by 8</p> <p>Encourage children to compare the grouping and sharing structures of division and to make links with times-table facts.</p>	<p>There are ... groups of 8 in $\div 8 =$</p>  <p>$2 \times 8 = 16$ $16 \div 8 = 2$</p>	<p>... has been shared equally into 8 equal groups. ... $\div 8 =$</p>  <p>$2 \times 8 = 16$ $16 \div 8 = 2$</p>																
<p>Related facts</p> <p>Link to known times-table facts.</p>	<p>... \div ... is equal to ..., so ... tens \div ... is equal to ... tens.</p>  <p>$12 \div 3 = 4$ $120 \div 3 = 40$</p>																	
<p>Divide a 2-digit number by a 1-digit number - no exchange</p> <p>Partition into tens and ones to divide and then recombine.</p>	<p>... tens divided by ... is equal to ... tens. ... ones divided by ... is equal to ... ones.</p> <table border="1" data-bbox="627 1181 985 1436"> <thead> <tr> <th>Tens</th> <th>Ones</th> </tr> </thead> <tbody> <tr> <td></td> <td></td> </tr> <tr> <td></td> <td></td> </tr> </tbody> </table> <p>$60 \div 2 = 30$ $4 \div 2 = 2$ $64 \div 2 = 32$</p>  <table border="1" data-bbox="1680 1181 2060 1436"> <thead> <tr> <th>Tens</th> <th>Ones</th> </tr> </thead> <tbody> <tr> <td></td> <td></td> </tr> <tr> <td></td> <td></td> </tr> <tr> <td></td> <td></td> </tr> <tr> <td></td> <td></td> </tr> </tbody> </table>		Tens	Ones					Tens	Ones								
Tens	Ones																	
Tens	Ones																	




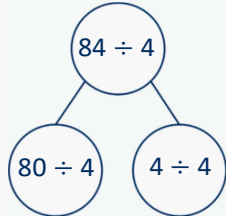
















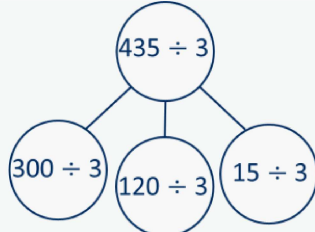












































Progression of skills	Key representations	
<p>Divide a 2-digit number by a 1-digit number - with remainders</p> <p>Encourage children to partition numbers flexibly to help them to divide more efficiently.</p>	<p>... tens divided by ... is equal to ... tens. ... ones divided by ... is equal to ... ones.</p> 	<p>There are ... groups of ... There are ... remaining.</p> <p>$31 \div 4 = 7 \text{ r}3$</p>  <p>$94 \div 4 = 23 \text{ r}2$</p> 
<p>Unit fractions of a set of objects</p> <p>Bar models are useful to show the link between division and fractions, for example, dividing by 3 and finding a third.</p>	<p>The whole is divided into ... equal parts. Each part is $\frac{1}{\square}$ of the whole.</p>  <p>$\frac{1}{4}$ of 12 apples is 3 apples.</p>	<p>One ... of ... is ...</p> <p>$\frac{1}{4}$ of 12 is 3</p>  <p>$\frac{1}{3}$ of 36 is 12</p> 

Division

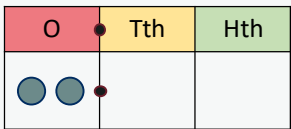
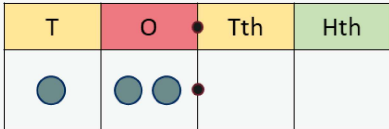
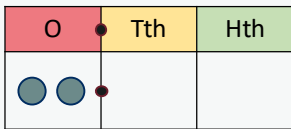
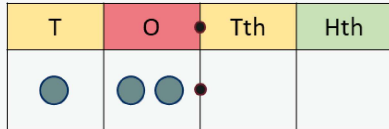
Progression of skills	Key representations	
<p>Non-unit fractions of a set of objects</p> <p>Bar models are a useful representation and show the links with division and multiplication.</p>	<p>The whole is divided into ... equal parts. Each part is $\frac{1}{\square}$ of the whole.</p>  <p>$\frac{3}{4}$ of 12 apples is 9 apples.</p>	<p>$\frac{1}{\square}$ of ... is ..., so $\frac{\square}{\square}$ of ... is ...</p> <p>$\frac{3}{4}$ of 12 is 9</p>  <p>$\frac{2}{3}$ of 36 is 24</p> 

Division

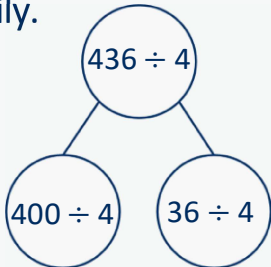
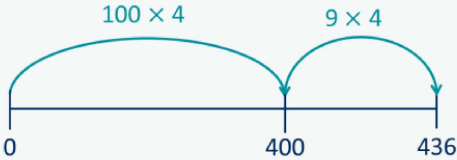
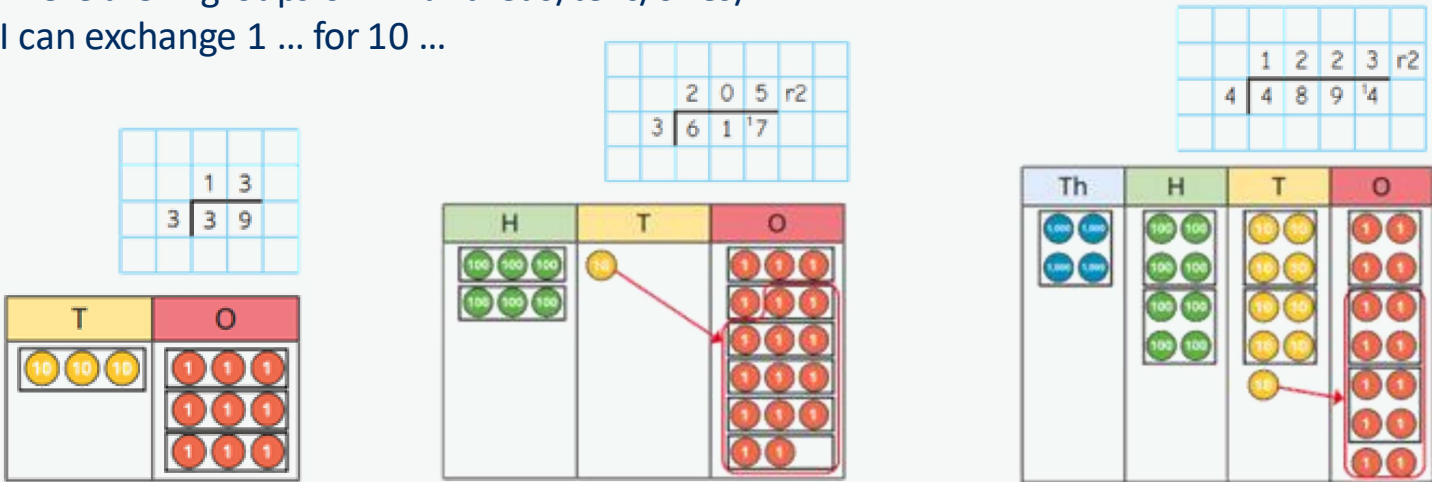
<p>Year 4</p>	<ul style="list-style-type: none"> Recall division facts for multiplication tables up to 12×12 Use place value, known and derived facts to divide mentally, including: dividing by 1 Find the effect of dividing a one- or two-digit number by 10 and 100, identifying the value of the digits in the answer as ones, tenths and hundredths. 	
<p>Progression of skills</p>	<p>Key representations</p>	
<p>Division facts to 12×12</p> <p>Encourage children to compare the grouping and sharing structures of division and to make links with times-table facts.</p>	<p>There are ... groups of ... in \div ... =</p>   $2 \times 6 = 12$ $12 \div 6 = 2$ 	<p>... has been shared equally into ... equal groups. ... \div ... =</p>    $2 \times 6 = 12$ $12 \div 6 = 2$
<p>Divide a number by 1 and itself</p> <p>Children may try to divide a number by zero and it should be highlighted that this is not possible.</p>	<p>When I divide a number by 1, the number remains the same.</p> <p>5 shared between 1 is 5 </p> <p>There are 5 groups of 1 in 5</p> 	<p>When I divide a number by itself, the answer is 1</p> <p>5 shared between 5 is 1</p>  <p>There is 1 group of 5 in 5 </p>

Progression of skills	Key representations																										
<p>Related facts</p> <p>Link to known times-table facts.</p>	<p>... ÷ ... is equal to ... so ... tens ÷ ... is equal to ... tens and ... hundreds ÷ ... is equal to ... hundreds.</p> <div style="display: flex; justify-content: space-around; align-items: flex-start;"> <div style="text-align: center;">  <p>21 ÷ 7 = 3</p> <p>210 ÷ 7 = 30</p> <p>2,100 ÷ 7 = 300</p> </div> <div style="text-align: center;">  </div> <div style="text-align: center;">  </div> <div style="text-align: center;"> <p>21 ÷ 3 = 7</p> <p>210 ÷ 3 = 70</p> <p>2,100 ÷ 3 = 700</p> </div> </div>																										
<p>Divide a 2 or 3-digit number by a 1-digit number</p> <p>Progress from divisions with no exchange, to divisions with exchange and then divisions with remainders.</p>	<p>I can partition ... into ... tens and ... ones.</p> <div style="display: flex; align-items: center; justify-content: center;"> <div style="text-align: center;">  </div> <div style="margin-left: 20px;"> <p>80 ÷ 4 = 20</p> <p>4 ÷ 4 = 1</p> <p>84 ÷ 4 = 21</p> </div> </div> <table border="1" style="margin-top: 10px; width: 100%; text-align: center;"> <thead> <tr> <th style="background-color: #fff9c4;">Tens</th> <th style="background-color: #f8bbd0;">Ones</th> </tr> </thead> <tbody> <tr> <td></td> <td></td> </tr> <tr> <td></td> <td></td> </tr> <tr> <td></td> <td></td> </tr> <tr> <td></td> <td></td> </tr> </tbody> </table>	Tens	Ones									<p>I cannot share the hundreds/tens equally, so I need to exchange 1 ... for 10 ...</p> <div style="display: flex; align-items: center; justify-content: center;"> <div style="text-align: center;">  </div> <div style="margin-left: 20px;"> <p>300 ÷ 3 = 100</p> <p>120 ÷ 3 = 40</p> <p>15 ÷ 3 = 5</p> <p>435 ÷ 3 = 145</p> </div> </div> <table border="1" style="margin-top: 10px; width: 100%; text-align: center;"> <thead> <tr> <th style="background-color: #c8e6c9;">Hundreds</th> <th style="background-color: #fff9c4;">Tens</th> <th style="background-color: #f8bbd0;">Ones</th> </tr> </thead> <tbody> <tr> <td></td> <td></td> <td></td> </tr> <tr> <td></td> <td></td> <td></td> </tr> <tr> <td></td> <td></td> <td></td> </tr> <tr> <td></td> <td></td> <td></td> </tr> </tbody> </table>	Hundreds	Tens	Ones												
Tens	Ones																										
																											
																											
																											
																											
Hundreds	Tens	Ones																									
																											
																											
																											
																											

Division

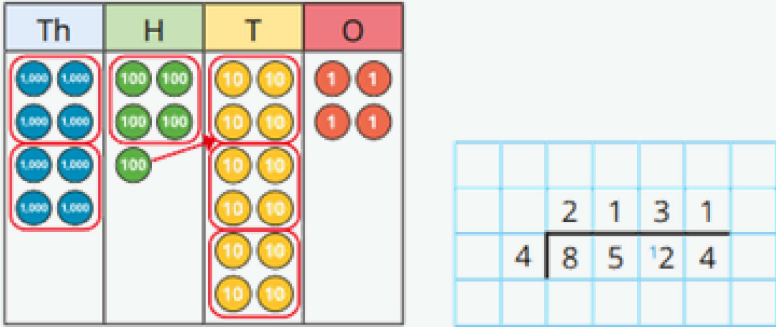
Progression of skills	Key representations	
<p>Divide by 10 and 100</p> <p>Encourage children to notice that dividing by 100 is the same as dividing by 10 twice.</p>	<p>When I divide by 10, the digits move 1 place value column to the right. ... is one-tenth the size of ...</p> <div style="display: flex; justify-content: space-around;"> <div style="text-align: center;">  <p>$2 \div 10 = 0.2$</p> </div> <div style="text-align: center;">  <p>$12 \div 10 = 1.2$</p> </div> </div>	<p>When I divide by 100, the digits move 2 place value columns to the right. ... is one-hundredth the size of ...</p> <div style="display: flex; justify-content: space-around;"> <div style="text-align: center;">  <p>$2 \div 100 = 0.02$</p> </div> <div style="text-align: center;">  <p>$12 \div 100 = 0.12$</p> </div> </div>

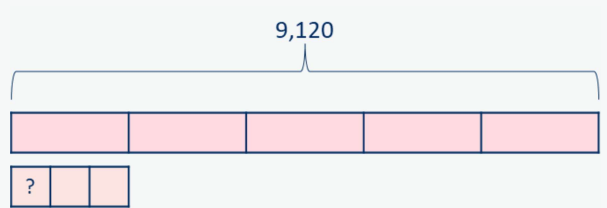
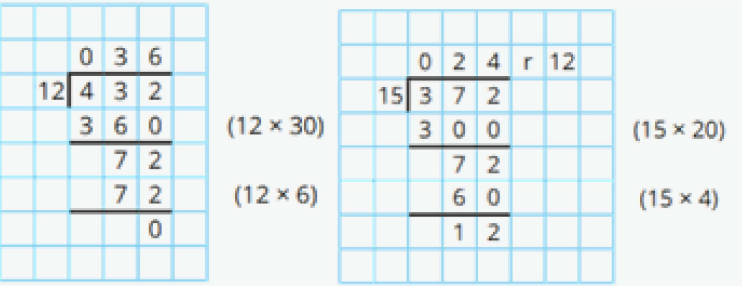
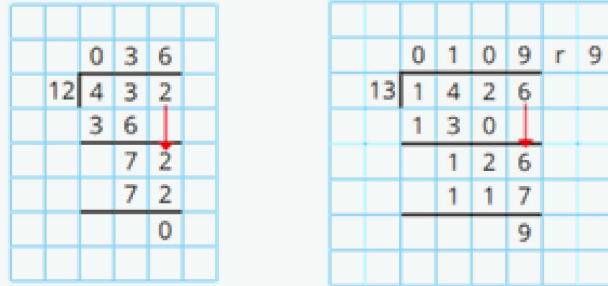
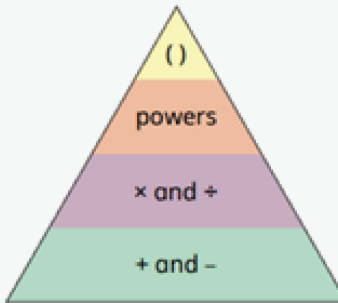


Division

<p>Year 5</p>	<ul style="list-style-type: none"> • Divide numbers mentally drawing upon known facts. • Divide numbers up to 4 digits by a one-digit number using the formal written method of short division and interpret remainders appropriately for the context. • Divide whole numbers and those involving decimals by 10, 100 and 1,000 		
<p>Progression of skills</p>	<p>Key representations</p>		
<p>Mental strategies</p>	<p>I can partition ... into ... and ... to help me to divide more easily.</p> 	<p>I can show groups of ... on a number line.</p> 	<p>To divide by ..., I can divide by ... and then divide the result by ...</p> $436 \div 4 = 436 \div 2 \div 2$ $436 \div 2 = 218$ $218 \div 2 = 109$
<p>Divide numbers up to 4 digits by a 1-digit number</p> <p>The short division method is introduced for the first time.</p>	<p>There are ... groups of ... hundreds/tens/ones/ in ... I can exchange 1 ... for 10 ...</p> 		




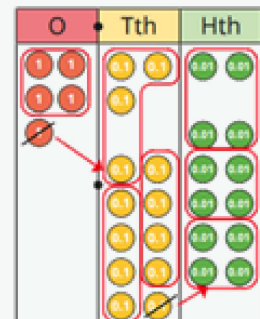
Division

Progression of skills	Key representations																															
<p>Divide by 10, 100 and 1,000</p> <p>Encourage children to notice that dividing by 100 is the same as dividing by 10 twice, and that dividing by 1,000 is the same as dividing by 10 three times.</p>	<p>To divide by 10/100/1,000, I move all the digits ... places to the right. ... is one-tenth/one-hundredth/one-thousandth the size of ...</p> <table border="1" data-bbox="627 422 1086 877"> <thead> <tr> <th>Th</th> <th>H</th> <th>T</th> <th>O</th> <th>Tth</th> <th>Hth</th> </tr> </thead> <tbody> <tr> <td></td> <td>●</td> <td>●●</td> <td></td> <td>●</td> <td></td> </tr> <tr> <td></td> <td></td> <td>●</td> <td>●●</td> <td>●</td> <td></td> </tr> <tr> <td></td> <td></td> <td></td> <td>●</td> <td>●●</td> <td>●</td> </tr> <tr> <td></td> <td></td> <td></td> <td></td> <td>●</td> <td>●●</td> </tr> </tbody> </table> <p>$120 \div 10 = 12$</p> <p>$120 \div 100 = 1.2$</p> <p>$120 \div 1,000 = 0.12$</p>		Th	H	T	O	Tth	Hth		●	●●		●				●	●●	●					●	●●	●					●	●●
Th	H	T	O	Tth	Hth																											
	●	●●		●																												
		●	●●	●																												
			●	●●	●																											
				●	●●																											
<p>Fraction of an amount</p> <p>Bar models support children to understand that to find a fraction of an amount, we divide by the denominator and multiply by the numerator.</p>	<p>To find $\frac{\square}{\square}$ of ... , I need to divide by ... and multiply by ...</p> <table border="1" data-bbox="627 1053 1422 1149"> <tr> <td></td> <td></td> </tr> </table> <p>$\frac{1}{5}$ of 20 =</p> <p>$\frac{3}{5}$ of 20 =</p> <p>$\frac{1}{4}$ of 84 =</p> <p>$\frac{3}{4}$ of 84 =</p>			<p>If $\frac{1}{\square}$ is ... , then the whole is ... \times ...</p> <p></p> <p>$\frac{1}{5}$ of ___ = 6</p> <p></p> <p>$\frac{4}{7}$ of ___ = 24</p>																												

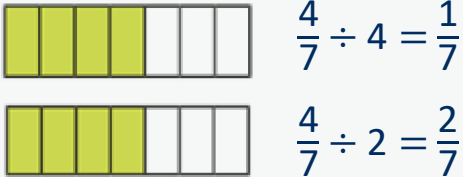


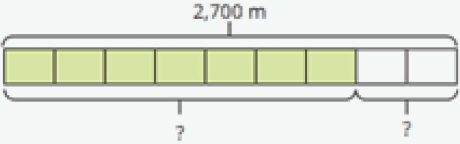
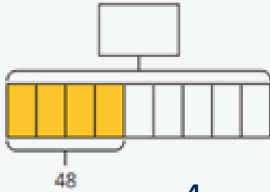
<p>Year 6</p>	<ul style="list-style-type: none"> • Perform mental calculations, including with mixed operations and large numbers. • Divide numbers up to 4 digits by a two-digit whole number using the formal written method of long division, and interpret remainders as whole number remainders, fractions, or by rounding, as appropriate for the context. • Divide numbers up to 4 digits by a two-digit number using the formal written method of short division where appropriate, interpreting remainders according to the context. • Divide numbers by 10, 100 and 1,000 giving answers up to three decimal places. • Use written division methods in cases where the answer has up to two decimal places. • Associate a fraction with division and calculate decimal fraction equivalents. • Divide proper fractions by whole numbers [for example, $\frac{1}{3} \div 2 = \frac{1}{6}$] • Solve problems involving the calculation of percentages.
<p>Progression of skills</p>	<p>Key representations</p>
<p>Short division</p> <p>Encourage children to interpret remainders in context, for example knowing that “4 remainder 1” could mean 4 complete boxes with 1 left over so 5 boxes will be needed.</p>	<p>There are ... groups of ... hundreds/tens/ones/ in ... I can exchange 1 ... for 10 ...</p> 



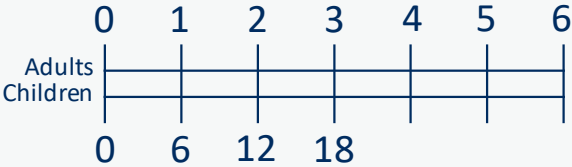
Progression of skills	Key representations	
<p>Mental strategies</p> <p>Include partitioning and number line strategies outlined in Y5 as well as division using factors.</p>	<p>To divide by ... , I can first divide by ... and then divide the answer by ...</p> <p>$240 \div 60 = 240 \div 10 \div 6$</p> <p>240 → $\div 10$ → <input type="text"/> → $\div 6$ → <input type="text"/></p> <p>$480 \div 24 = 480 \div 4 \div 6$</p> <p>480 → $\div 4$ → <input type="text"/> → $\div 6$ → <input type="text"/></p> <p>$9,120 \div 15 = 9,120 \div 5 \div 3$</p> 	
<p>Long division</p> <p>The long division method is introduced for the first time. Two alternative methods are shown.</p>	<p>Method 1</p> 	<p>Method 2</p> 
<p>Order of operations</p> <p>Calculations in brackets should be done first, then powers. Multiplication and division should be performed before addition and subtraction.</p>	<p>... has greater priority than ..., so the first part of the calculation I need to do is ...</p>  <p></p> <p>$(6 + 4) \div 2 = 5$</p> <p></p> <p>$6 + 4 \div 2 = 8$</p>	

Division

Progression of skills	Key representations																																									
<p>Divide by 10, 100 and 1,000</p> <p>Encourage children to notice that dividing by 100 is the same as dividing by 10 twice, and that dividing by 1,000 is the same as dividing by 10 three times.</p>	<p>To divide by ... , I move the digits ... places to the right.</p> <div style="display: flex; align-items: center;"> <table border="1" style="margin-right: 20px;"> <tr><th>H</th><th>T</th><th>O</th><th>Tth</th><th>Hth</th><th>Thth</th></tr> <tr><td>●●</td><td>●</td><td>●●</td><td></td><td></td><td></td></tr> </table> <div style="text-align: center;"> <p>↓ + 1,000</p> <table border="1"> <tr><th>H</th><th>T</th><th>O</th><th>Tth</th><th>Hth</th><th>Thth</th></tr> <tr><td></td><td></td><td></td><td>●●</td><td>●</td><td>●●</td></tr> </table> </div> </div> <div style="display: flex; justify-content: space-around; margin-top: 20px;"> <div style="text-align: center;"> $312 \div 10 = 31.2$ $312 \div 100 = 3.12$ $312 \div 1,000 = 0.312$ </div> <div style="text-align: center;"> $906 \div 10 = 90.6$ $906 \div 100 = 9.06$ $906 \div 1,000 = 0.906$ </div> </div>		H	T	O	Tth	Hth	Thth	●●	●	●●				H	T	O	Tth	Hth	Thth				●●	●	●●																
H	T	O	Tth	Hth	Thth																																					
●●	●	●●																																								
H	T	O	Tth	Hth	Thth																																					
			●●	●	●●																																					
<p>Divide decimals by integers</p> <p>This is the first time children divide decimals by numbers other than 10, 100 or 1,000</p>	<p>I know that ... \div ... = ..., so I also know that ... \div ... = ...</p> <div style="display: flex; justify-content: space-around; align-items: center; margin-top: 20px;"> <div style="text-align: center;">  <p>$39 \div 3 = 13$</p> </div> <div style="text-align: center;">  <p>$3.9 \div 3 = 1.3$</p> </div> <div style="text-align: center;">  <p>$0.39 \div 3 = 0.13$</p> </div> </div>	<p>I need to exchange 1 ... for 10 ...</p> <div style="display: flex; align-items: center; margin-top: 20px;">  <div style="margin-left: 20px;"> <table border="1" style="border-collapse: collapse; text-align: center;"> <tr><td></td><td></td><td></td><td></td></tr> <tr><td></td><td>1</td><td>3</td><td>3</td></tr> <tr><td>4</td><td>5</td><td>3</td><td>2</td></tr> </table> </div> </div>						1	3	3	4	5	3	2																												
	1	3	3																																							
4	5	3	2																																							
<p>Decimal and fraction equivalents</p>	<p>The fraction ... is equivalent to the decimal ...</p> <div style="display: flex; justify-content: space-around; align-items: center; margin-top: 20px;"> <table border="1" style="text-align: center;"> <tr><td colspan="4">1</td></tr> <tr><td colspan="2">$\frac{1}{2}$</td><td colspan="2">$\frac{1}{2}$</td></tr> <tr><td>$\frac{1}{4}$</td><td>$\frac{1}{4}$</td><td>$\frac{1}{4}$</td><td>$\frac{1}{4}$</td></tr> <tr><td>$\frac{1}{5}$</td><td>$\frac{1}{5}$</td><td>$\frac{1}{5}$</td><td>$\frac{1}{5}$</td></tr> <tr><td>$\frac{1}{10}$</td><td>$\frac{1}{10}$</td><td>$\frac{1}{10}$</td><td>$\frac{1}{10}$</td></tr> </table> <table border="1" style="text-align: center;"> <tr><td colspan="4">1</td></tr> <tr><td colspan="2">0.5</td><td colspan="2">0.5</td></tr> <tr><td>0.25</td><td>0.25</td><td>0.25</td><td>0.25</td></tr> <tr><td>0.2</td><td>0.2</td><td>0.2</td><td>0.2</td></tr> <tr><td>0.1</td><td>0.1</td><td>0.1</td><td>0.1</td></tr> </table> </div> <div style="display: flex; justify-content: space-around; margin-top: 20px;"> <div style="text-align: center;">$\frac{1}{5} = 0.2$</div> <div style="text-align: center;">$\frac{2}{5} = 0.4$</div> <div style="text-align: center;">$\frac{3}{5} = 0.6$</div> </div> <div style="margin-top: 20px;"> <p>$\frac{\square}{\square}$ is equal to $\frac{\square}{100}$</p> <div style="text-align: center;"> $\frac{3}{4} \xrightarrow{\times 25} \frac{75}{100} = 0.75$ </div> </div>		1				$\frac{1}{2}$		$\frac{1}{2}$		$\frac{1}{4}$	$\frac{1}{4}$	$\frac{1}{4}$	$\frac{1}{4}$	$\frac{1}{5}$	$\frac{1}{5}$	$\frac{1}{5}$	$\frac{1}{5}$	$\frac{1}{10}$	$\frac{1}{10}$	$\frac{1}{10}$	$\frac{1}{10}$	1				0.5		0.5		0.25	0.25	0.25	0.25	0.2	0.2	0.2	0.2	0.1	0.1	0.1	0.1
1																																										
$\frac{1}{2}$		$\frac{1}{2}$																																								
$\frac{1}{4}$	$\frac{1}{4}$	$\frac{1}{4}$	$\frac{1}{4}$																																							
$\frac{1}{5}$	$\frac{1}{5}$	$\frac{1}{5}$	$\frac{1}{5}$																																							
$\frac{1}{10}$	$\frac{1}{10}$	$\frac{1}{10}$	$\frac{1}{10}$																																							
1																																										
0.5		0.5																																								
0.25	0.25	0.25	0.25																																							
0.2	0.2	0.2	0.2																																							
0.1	0.1	0.1	0.1																																							

Division

Progression of skills	Key representations		
<p>Divide a fraction by an integer</p> <p>This is the first time children divide fractions by an integer.</p>	<p>... ones divided by 2 is ... ones so ... sevenths divided by 2 is ... sevenths.</p>  <p>$\frac{4}{7} \div 4 = \frac{1}{7}$</p> <p>$\frac{4}{7} \div 2 = \frac{2}{7}$</p>	<p>I am dividing by ... , so I can split each part into ... equal parts.</p>  <p>$\frac{1}{3} \div 2 = \frac{1}{6}$</p>	<p>... is equivalent to ... so ... \div ... = ... \div ...</p>  <p>$\frac{2}{3} = \frac{4}{6}$</p> <p>so $\frac{2}{3} \div 4 = \frac{4}{6} \div 4 = \frac{1}{6}$</p>
<p>Fraction of an amount</p> <p>Children divide and multiply to find fractions of an amount. Bar models can still be used to support understanding where needed.</p>	<p>To find $\frac{1}{\square}$ I divide by ...</p> <p>$\frac{1}{2}$ of 36 = $36 \div 2$</p> <p>$\frac{1}{12}$ of 36 = $36 \div 12$</p>	<p>If $\frac{1}{\square}$ is equal to ..., then $\frac{\square}{\square}$ are equal to ...</p>  <p>$\frac{7}{9}$ of 2,700 = $\frac{1}{9}$ of 2,700 \times 7</p>	<p>If $\frac{\square}{\square}$ is equal to ..., then the whole is equal to ...</p>  <p>$\frac{4}{9}$ of ___ = 48</p>

Progression of skills	Key representations																																	
<p>Calculate percentages</p> <p>Children first learn how to find 1%, 10%, 20%, 25% and 50% before using multiples of these amounts to find any percentage.</p>	<p>There are ... lots of ... % in 100%</p> <p>To find ... %, I need to divide by ...</p> <table border="1" data-bbox="622 424 1176 547"> <tr><td colspan="4">100%</td></tr> <tr><td colspan="2">50%</td><td colspan="2">50%</td></tr> <tr><td>25%</td><td>25%</td><td>25%</td><td>25%</td></tr> </table> <p>50% of ... = ... \div 2 25% of ... = ... \div 4</p>	100%				50%		50%		25%	25%	25%	25%	<p>... % is made up of ... %, and ... %</p> <table border="1" data-bbox="1238 408 2063 507"> <tr><td colspan="10">100%</td></tr> <tr><td>10%</td><td>10%</td><td>10%</td><td>10%</td><td>10%</td><td>10%</td><td>10%</td><td>10%</td><td>10%</td><td>10%</td></tr> </table> <p>To find 30%, I can find 10% and then multiply it by 3 To find 23%, I can use 10% \times 2 and 1% \times 3 To find 99%, I can find 1%, then subtract from 100%</p>	100%										10%	10%	10%	10%	10%	10%	10%	10%	10%	10%
100%																																		
50%		50%																																
25%	25%	25%	25%																															
100%																																		
10%	10%	10%	10%	10%	10%	10%	10%	10%	10%																									
<p>Calculations involving ratio</p> <p>Encourage children to see the multiplicative relationship between ratios. They will need to multiply or divide each value by the same number to keep the ratio equivalent. Double number lines and ratio tables help children to see both horizontal and vertical multiplicative relationships.</p>	<p>For every ... , there are ...</p> <p>For every 6 children on a school trip, there is 1 adult.</p> <p>adults </p> <p>children </p> <p>The ratio of children to adults is 6 : 1</p> <table border="1" data-bbox="1525 778 2074 1145"> <tr><td colspan="2"></td><td>\div 6</td><td colspan="2"></td></tr> <tr><td>Adults</td><td>Children</td><td></td><td></td><td></td></tr> <tr><td>1</td><td>6</td><td></td><td></td><td></td></tr> <tr><td>2</td><td>12</td><td></td><td></td><td></td></tr> <tr><td>3</td><td>18</td><td></td><td></td><td></td></tr> <tr><td colspan="2"></td><td>\div 6</td><td colspan="2"></td></tr> </table> <div style="display: flex; justify-content: space-around; align-items: flex-start;"> <div style="text-align: center;"> <p>Adults</p> <p>Children</p>  </div> </div>				\div 6			Adults	Children				1	6				2	12				3	18						\div 6				
		\div 6																																
Adults	Children																																	
1	6																																	
2	12																																	
3	18																																	
		\div 6																																